

DSG SIGNAGE INSTRUCTION

JULY KIT 2021

Please reference pack slips that are attached to all sign kits to verify which signage your store should be receiving.

TABLE OF CONTENTS

1-3	STANCHION DIRECTIVE
4-6	4X4 FACEOUT PLAQUES MASTER LIST
7-31	ATHLETIC APPAREL
32	OUTDOOR
33-36	CREDIT
37-83	FOOTWEAR
	PAGES 37-63: PFSFW/P-LITE/LEGACY
	PAGES 64-72: P-HYBRID
	PAGES 73-83: SSFW/APOLLO/BOC
84	FISHING
85	OUTDOOR SPORTS
86	BASEBALL
87	FIELD HOCKEY
88-91	HOCKEY
92-109	SOCCER
110-157	DISCARD LIST

In-Store Signage

Supply Order System (P2P)

[Sign Ordering System \(SOS\)](#)

Signage_Coordinator@dcsg.com

[Supply Order System \(P2P\)](#)




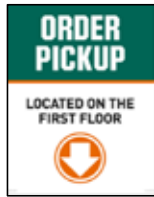



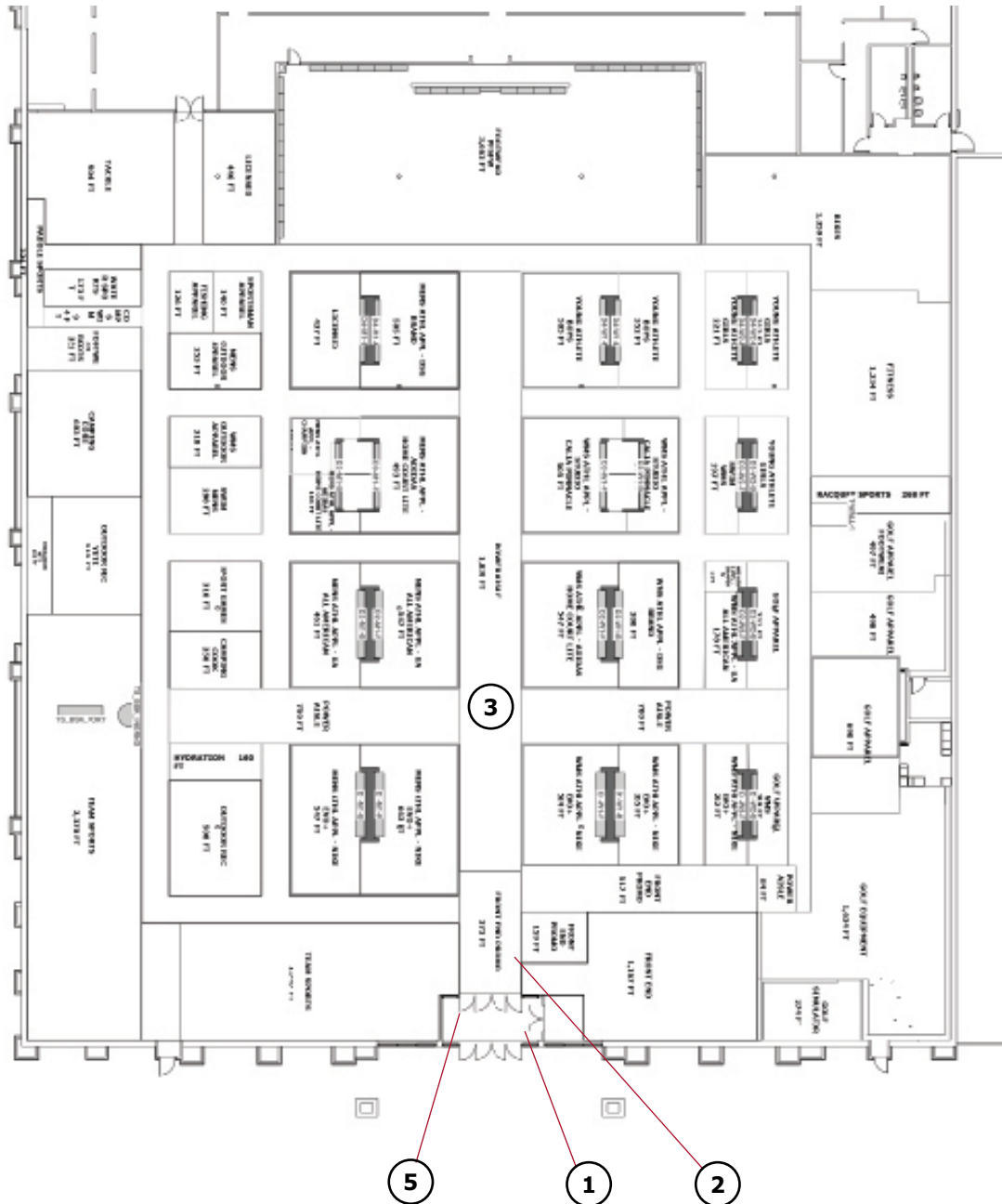
INSTRUCTION SHEET: JULY KIT 2021

SIGNAGE PLACEMENT DIRECTIVE

OVERVIEW

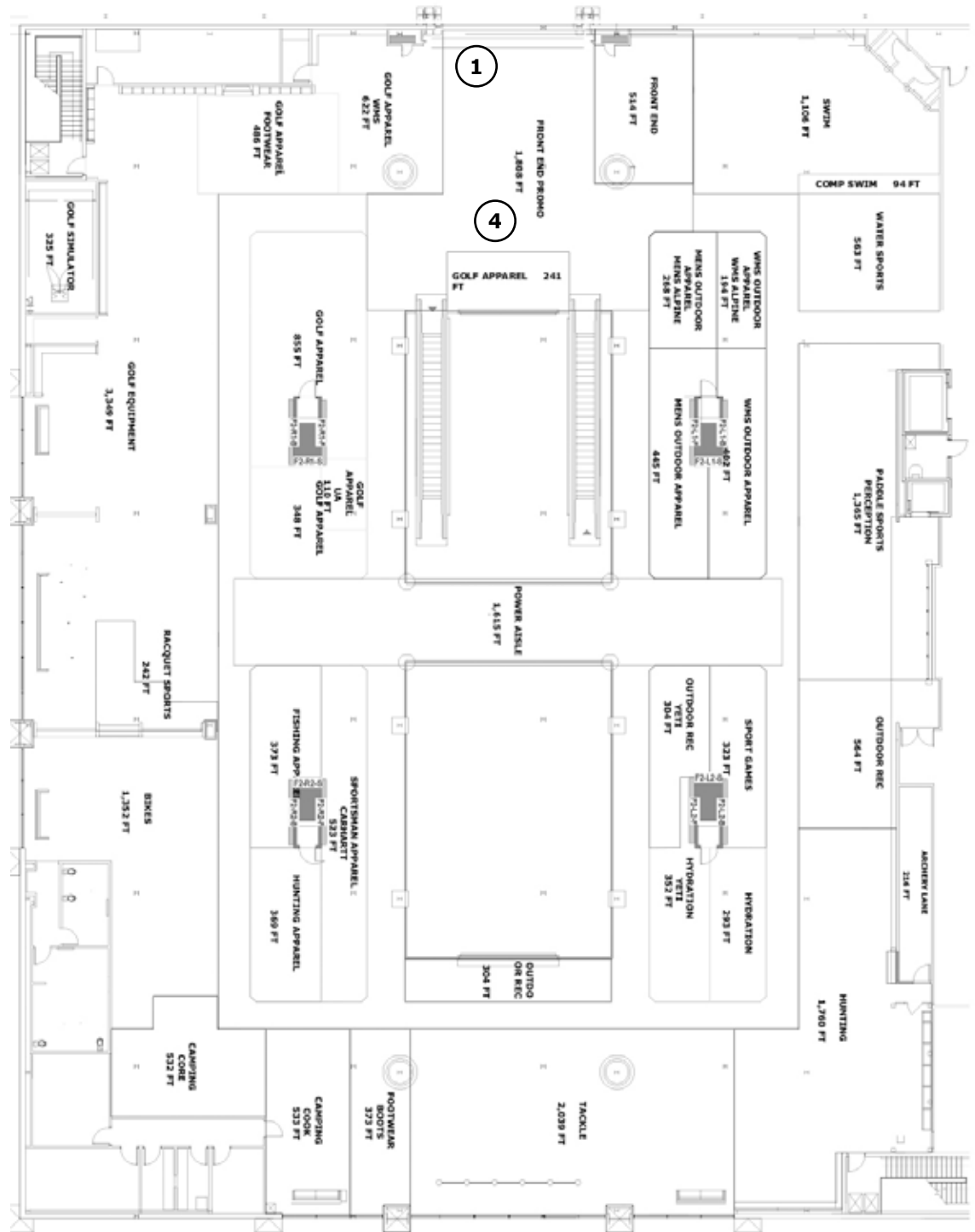
- Below is a visual plan of where your current stanchions should be located on the floor
- Please update your stanchions accordingly

1	
2	
3	
4	
5	










STANCHION DIRECTIVE

If your store is a double decker, please reference below for your second floor.



INSTRUCTION SHEET: JULY KIT 2021

SIGNAGE PLACEMENT DIRECTIVE

#	Doors	Description	Down Date	Graphic	Location in Store
1	All Doors	Notice (COVID) Stanchion 4258128 B1	As Directed		Unless otherwise required by state or local orders, stores should: <ul style="list-style-type: none"> Update the attestation stanchion signage by covering two of the questions that appear on the right-hand side of the sign with plain white paper, cut to size Where social distancing is not required, the signage can be taken down
2	All Doors	Zero Tolerance Stanchion 4014896 A	As Directed		Place at cross aisle
3	All Doors	Credit 12 mo. Financing 3954931 O1	As Directed		Place in prominent locations
4	Select Doors	Order Pickup - Register Pick Up Stores 3964549 B4	As Directed		Place stanchion near dedicated Bopis register checkout
5	Select Doors	Order Pickup The Dedicated Register Area for adjustable arrow 4019313 D1	As Directed		Place stanchion in appropriate area directing athletes to pickup area
6	Select Doors	Order Pickup Located on the 1st Floor Area for adjustable arrow 4019313 D2	As Directed		Place stanchion in appropriate area directing athletes to pickup area
7	All Doors	Credit 12 mo. Financing 3-Tier 3994247 D1-D3	As Directed		Hold in safe place as it will be used again in future

INSTRUCTION SHEET: JULY KIT 2021

4x4 FACEOUT PLAQUES MASTER LIST

Plaque #	Job #	Gender	Brand	Content	Up Date	Down Date
1	APLATH0820M - 3776890 A1	Men	DSG Brand	7" Woven Run Short	8/1/20	As Directed
2	APLATH0820M - 3776890 A2	Men	DSG Brand	5" Woven Run Short	8/1/20	As Directed
3	APLATH0819M - 3188134 C10	Men	DSG Brand	Knit Training Short	8/1/19	As Directed
4	APLATH0820M - 3776890 A3	Men	DSG Brand	Mesh Training Short	8/1/20	As Directed
5	APLATH0820M - 3776890 A4	Men	DSG Brand	Mesh Training Pant	8/1/20	As Directed
6	APLATH0820M - 3776890 A5	Men	DSG Brand	Woven Training Pant	8/1/20	As Directed
7	APLATH0820M - 3776890 A6	Men	DSG Brand	Knit Jogger	8/1/20	As Directed
8	APLATH0820M - 3776890 A7	Men	DSG Brand	7" Compression Short	8/1/20	As Directed
9	APLATH0820M - 3776890 A8	Men	DSG Brand	10" Compression Short	8/1/20	As Directed
10	APLATH1119M-3385537A2	Men	DSG Brand	Woven Training Short	8/1/19	As Directed
11	APLATL0721M - 4354934 F3	Men	DSG Brand	9" Woven Run Short	7/19/21	As Directed
12	APLATH0820M - 3776890 A9	Men	Nike	Nike 5" Run Short	8/1/20	As Directed
13	APLATH0820M - 3776890 A10	Men	Nike	Nike 7" Run Short	8/1/20	As Directed
14	APLATH0820M - 3776890 A11	Men	Nike	Nike 9" Run Short	8/1/20	As Directed
15	APLATH0820M - 3776890 A12	Men	Nike	7" Pro Short	8/1/20	As Directed
16	APLATH0820M - 3776890 A13	Men	Nike	9" Pro Short	8/1/20	As Directed
17	APLATH0820M - 3776890 A14	Men	Nike	Flex Vent Max Training Pant	8/1/20	As Directed
18	APLATH0820M - 3776890 A18	Men	Nike	Team Woven Training Pant	8/1/20	As Directed
19	APLATH0721M - 4407193 A	Men	Nike	Nike Trail	7/19/21	As Directed
20	APLATH0221M-4064688A1	Men	Nike	5" Flex Stride 2 in 1 Shorts	2/19/21	As Directed
21	APLATH0221M-4064688A2	Men	Nike	7" Flex Stride 2 in 1 Shorts	2/19/21	As Directed
22	APLATH1119M-3384885A1	Men	Nike	5" Challenger Lined Running Shorts	2/19/21	As Directed
23	APLATH1119M-3384885A2	Men	Nike	7" Challenger Lined Running Shorts	2/19/21	As Directed
24	APLATH1119M-3384885A3	Men	Nike	9" Challenger Lined Running Shorts	2/19/21	As Directed

INSTRUCTION SHEET: JULY KIT 2021

4x4 FACEOUT PLAQUES MASTER LIST

4X4 FACEOUT PLAQUES

Plaque #	Job #	Gender	Brand	Content	Up Date	Down Date
25	APLATH0321M - 4230616A5	Men	Tommy John	Cool Cotton Boxer Brief	7/19/21	As Directed
26	APLATH0321M - 4230616A9	Men	Tommy John	Second Skin Trunk	7/19/21	As Directed
27	APLATH0321M - 4230616A8	Men	Tommy John	Cool Cotton Trunk	7/19/21	As Directed
28	APLATH0321M - 4230616A7	Men	Tommy John	Mid-Length Boxer Brief	7/19/21	As Directed
29	APLATH0321M - 4230616A6	Men	Tommy John	Second Skin Boxer Brief	7/19/21	As Directed
30	Vendor Provided	Men	UA	Hybrid Pant	7/19/21	As Directed
31	Vendor Provided	Men	UA	Stretch Utility Jogger	7/19/21	As Directed
32	Vendor Provided	Men	UA	Stretch Woven Tapered Pant	7/19/21	As Directed
33	Vendor Provided	Men	UA	Vital Woven Pant	7/19/21	As Directed
34	Vendor Provided	Men	UA	Sportstyle Jogger	7/19/21	As Directed
35	Vendor Provided	Men	UA	Stretch Woven Pant	7/19/21	As Directed
36	Vendor Provided	Men	UA	8" Knit Short	7/19/21	As Directed
37	Vendor Provided	Men	UA	9" Knit Short	7/19/21	As Directed
38	Vendor Provided	Men	UA	10" Knit Short	7/19/21	As Directed
39	Vendor Provided	Men	UA	8" Woven Short	7/19/21	As Directed
40	Vendor Provided	Men	UA	7" Woven Short	7/19/21	As Directed
41	Vendor Provided	Men	UA	5" Run Short	7/19/21	As Directed
42	Vendor Provided	Men	UA	7" Run Short	7/19/21	As Directed
43	Vendor Provided	Men	UA	9" Run Short	7/19/21	As Directed
44	APLATH0221M - 4091800 G1	Men	VRST	Athletic Fit Commuter 5 Pocket	2/19/21	As Directed
45	APLATH0221M - 4091800 G2	Men	VRST	Slim Fit Commuter 5 Pocket	2/19/21	As Directed
46	APLATH0221M - 4091800 G3	Men	VRST	Athletic Fit Commuter Pant	2/19/21	As Directed
47	APLATH0721M - 4352704 E	Men	VRST	Slim Fit Commuter Jogger	7/19/21	As Directed
48	APLSWIM0321M-4081571B	Men's Swim	DSG Brand	Volleys	3/5/21	As Directed
49	APLSWIM0321M-4081571C	Men's Swim	DSG Brand	Boards Shorts	3/5/21	As Directed
50	APLCAL0221M - 4044568 O1	Women	Calia	Essential Bottoms	2/19/21	As Directed
51	APLCAL0221M - 4044568 O2	Women	Calia	Energize Bottoms	2/19/21	As Directed
52	APLCAL0221M - 4044568 O4	Women	Calia	Made to Move Brad Collection	2/19/21	As Directed
53	APLCAL0221M - 4044568 O7	Women	Calia	Cargo Pocket Jogger	2/19/21	As Directed
54	APLCAL0221M - 4044568 O8	Women	Calia	"GO ALL OUT" Collection	2/19/21	As Directed

INSTRUCTION SHEET: JULY KIT 2021

4x4 FACEOUT PLAQUES MASTER LIST

4X4 FACEOUT PLAQUES

Plaque #	Job #	Gender	Brand	Content	Up Date	Down Date
55	APLCAL0221M - 4044568 O9	Women	Calia	"GIVE IT YOUR ALL" Bra Collection	2/19/21	As Directed
56	APLCAL0521M - 4270916 F1	Women	Calia	Low Suport Bras	4/19/21	As Directed
57	APLCAL0521M - 4270916 F2	Women	Calia	Calia Medium Support Bras	4/19/21	As Directed
58	APLCAL0521M - 4270916 F3	Women	Calia	Calia High Support Bras	4/19/21	As Directed
59	APLCAL0721M - 4378035 F1	Women	Calia	Interlock Pant	8/16/21	As Directed
60	APLCAL0721M - 4378035 F2	Women	Calia	Trueflex Jogger	8/16/21	As Directed
61	APLCAL0721M - 4378035 F3	Women	Calia	Trueflex Pant	8/16/21	As Directed
62	APLCAL0721M - 4378035 F4	Women	Calia	Energize Jogger	8/16/21	As Directed
63	APLCAL0721M - 4378035 F5	Women	Calia	Essential Jogger	8/16/21	As Directed
64	APLATH0220M - 3575658 B1	Women	Multi-Vendor	High Support	2/21/20	As Directed
65	APLATH0220M - 3575658 B2	Women	Multi-Vendor	Medium Support	2/21/20	As Directed
66	APLATH0220M - 3575658 B3	Women	Multi-Vendor	Low Support	2/21/20	As Directed
67	APLATH0220M - 3575658 B4	Women	Multi-Vendor	All Purpose	2/21/20	As Directed
68	APLATH0819M-3188134C1	Women	DSG Brand	Low Support Bras	8/1/19	As Directed
69	APLATH0819M - 3188134 C2	Women	DSG Brand	Medium Support Bras	8/1/19	As Directed
70	APLATH0819M - 3188134 C3	Women	DSG Brand	High Support Bras	8/1/19	As Directed
71	APLATH0819M - 3188134 C4	Women	DSG Brand	7/8 Tight	8/1/19	As Directed
72	APLATH0819M - 3188134 C5	Women	DSG Brand	Capri	8/1/19	As Directed
73	APLATH0819M - 3188134 C8	Women	DSG Brand	Full Length Tight	8/1/19	As Directed
74	APLATH0819M - 3188134 C6	Women	DSG Brand	5" Short	8/1/19	As Directed
75	APLATL0721M - 4354934 F2	Women	DSG Brand	Bike Short	7/19/21	As Directed
76	APLATL0721M - 4354934 F1	Women	DSG Brand	Ultra Rise Tight	7/19/21	As Directed
77	APLATH0820M - 3776890 A19	Women	Nike	3" Pro Short	8/1/20	As Directed
78	APLATH0820M - 3776890 A20	Women	Nike	5" Pro Short	8/1/20	As Directed
79	APLATH0820M - 3776890 A28	Women	Under Armour	Court Short 2.0	8/1/20	As Directed
80	APLATH0820M - 3776890 A29	Women	Under Armour	Heat Gear Armour Middy Short	8/1/20	As Directed
81	APLATH0820M - 3776890 A30	Women	Under Armour	Heat Gear Armour Bike Short	8/1/20	As Directed
82	APLATH0820M - 3776890 A31	Women	Under Armour	Heat Gear Armour Hi-Rise Capri	8/1/20	As Directed
83	APLATH0820M - 3776890 A32	Women	Under Armour	Heat Gear Armour Ankle Crop	8/1/20	As Directed
84	APLATH0820M - 3776890 A33	Women	Under Armour	Heat Gear Armour Shorty	8/1/20	As Directed
85	APLATH0820M - 3776890 A34	Women	Under Armour	Heat Gear Armour Tight	8/1/20	As Directed

INSTRUCTION SHEET: JULY KIT 2021

BROOKS 2 WAY BOX HEADER

SIGN	SIGN CODE	QTY/STORE	DIMENSIONS	UP	DOWN
2 Way Box Header	APLATH0721V - 4381335	1	24.375 x 16.25	7/19/21	As Directed

REFERENCE IMAGES



4381335



DIRECTIONS

- Fold topper on red dotted lines shown above
- Place on top of 2-way fixture using 4 velcro dots to secure (one velcro dot per corner)
- Select Stores ONLY

INSTRUCTION SHEET: JULY KIT 2021

CHAMPION H-FRAME SIDE PANEL W PERF

SIGN	SIGN CODE	QTY/STORE	DIMENSIONS	UP	DOWN
H-Frame Side Panel	APLATH0721V - 4352634 A1-A3	1	22.25 x 53.5	7/19/21	As Directed

REFERENCE IMAGES



4352634 A1



4352634 A2



4352634 A3



DIRECTIONS

- **Perforated Side Panels**
- H-Frame
- Slide side panel into the channels on fixture
- **LF222**
- Fold and tear perforation on bottom of sign
- Side panel will attach to the side with velcro dots
- Select Stores ONLY

INSTRUCTION SHEET: JULY KIT 2021

NIKE FACEOUT SIGN

SIGN	SIGN CODE	QTY/STORE	DIMENSIONS	UP	DOWN
Faceout Sign	APLATH0721M - 4407193 A	1	4 x 4	7/19/21	As Directed

REFERENCE IMAGES



4407193 A



DIRECTIONS

- Place sign in channels on appropriate faceout holder and place on pad where merchandise is located

INSTRUCTION SHEET: JULY KIT 2021

NIKE TABLE SIGN EASELBACK

SIGN	SIGN CODE	QTY/STORE	DIMENSIONS	UP	DOWN
Easelback	APLATH0721M - 4407193 B	1	11 x 14	7/19/21	As Directed

REFERENCE IMAGES



4407193 B



DIRECTIONS

- Unfold easels on backs of signs
- Place easel sign on appropriate shelf

INSTRUCTION SHEET: JULY KIT 2021


NIKE WOMEN'S BACKER PANEL

SIGN	SIGN CODE	QTY/STORE	DIMENSIONS	UP	DOWN
Backer Panel	APLATH0721M - 4407193 C	1	48 x 84	7/19/21	As Directed

REFERENCE IMAGES



4407193 C



DIRECTIONS

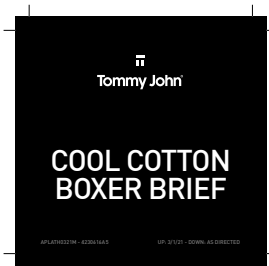
- Use heavy duty adhesive magnets, apply them to the standards and remove adhesive film cover
- Fit sign and secure to adhesive magnets
- Depending on shelving placement
- Select Stores ONLY

INSTRUCTION SHEET: JULY KIT 2021

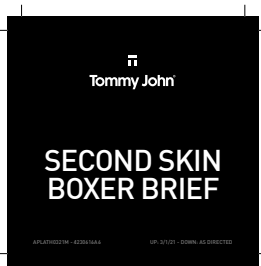
TOMMY JOHN FACEOUT SIGNS

SIGN	SIGN CODE	QTY/STORE	DIMENSIONS	UP	DOWN
Faceout Signs	APLATH0321M - 4230616 A5-A9	1	4 x 4	3/1/21 As Directed	
Faceout Sign	APLATL0721M - 4352704 E	1	4 x 4	7/19/21 As Directed	

REFERENCE IMAGES



4230616 A5



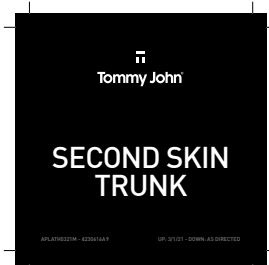
4230616 A6



4230616 A7



4230616 A8



4230616 A9



4352704 E



DIRECTIONS

- Place sign in faceout holder and execute with relevant product
- Stores 196,342,408,434,1072,1263,1274,1275,1502

INSTRUCTION SHEET: JULY KIT 2021

VRST - BOX WRAP

SIGN	SIGN CODE	QTY/STORE	DIMENSIONS	UP	DOWN
Lifestyle/Features Graphic	APLATH0721M - 4352704 A1-A3	1	57.50 x 43.625	7/19/21	As Directed
Feature/Benefit Signage Box Fillers	APLATH0221M - 4091800 O	6	50.125 x 48.25	7/19/21	As Directed

REFERENCE IMAGES



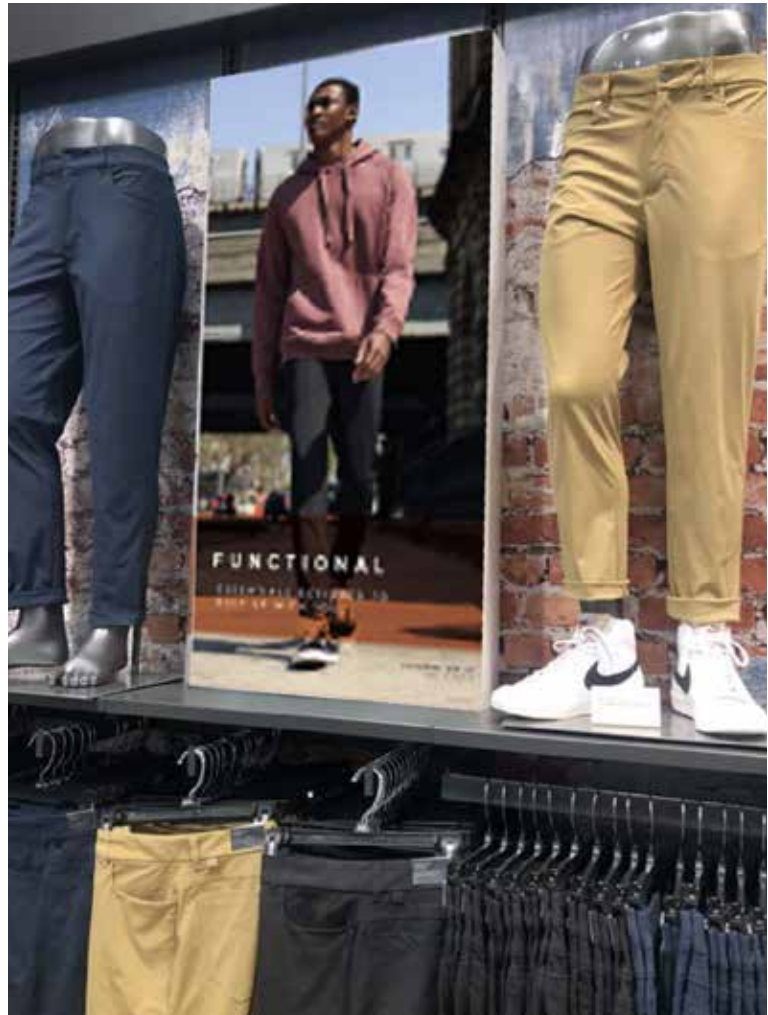
4352704 A1



4352704 A2



4352704 A3



DIRECTIONS

- 2 box fillers per graphic
- On indicated lines, fold top and bottom tabs away from graphic
- Fold sides towards back and tab into filler to create box
- Place graphic on shelf
- Select Stores ONLY
- 4091800 O - Stores 1347,1396,1502,1511
- Only select stores will receive box fillers. Stores that currently have the VRST signage will use their box fillers and update with the new wraps provided

INSTRUCTION SHEET: JULY KIT 2021

VRST HEATBENT SIGN

SIGN	SIGN CODE	QTY/STORE	DIMENSIONS	UP	DOWN
Heatbent Sign	APLATH0721M - 4352704 B	1	4 x 2	7/19/21	As Directed

REFERENCE IMAGES



DIRECTIONS

- Place heatbent sign on shelf near manni with corresponding product
- Select Stores ONLY

INSTRUCTION SHEET: JULY KIT 2021

VRST FACEOUT SIGNS

SIGN	SIGN CODE	QTY/STORE	DIMENSIONS	UP	DOWN
Faceout Sign	APLATL0721M - 4352704 E	1	4 x 4	7/19/21	As Directed

REFERENCE IMAGES



4352704 E



DIRECTIONS

- Place sign in faceout holder and execute with relevant product
- Stores 196,342,408,434,1072,1263,1274,1275,1502

INSTRUCTION SHEET: JULY KIT 2021

VRST INFO CARD ON BLOCK

SIGN	SIGN CODE	QTY/STORE	DIMENSIONS	UP	DOWN
Info Block Sign	APLATH0721M - 4352704 C	1	7 x 3.25	7/19/21	As Directed

REFERENCE IMAGES



4352704 C



DIRECTIONS

- Place sign on wooden block and place near appropriate merchandise
- Select Stores ONLY

INSTRUCTION SHEET: JULY KIT 2021

VRST H-FRAME SIDE PANEL W PERF

SIGN	SIGN CODE	QTY/STORE	DIMENSIONS	UP	DOWN
H-Frame Side Panel	APLATH0721M - 4352704 D1,D2	1	22.25 x 53.5	7/19/21	As Directed

REFERENCE IMAGES



4352704 D1



4352704 D2



DIRECTIONS

- **Perforated Side Panels**
- H-Frame
- Slide side panel into the channels on fixture
- **LF222**
- Fold and tear perforation on bottom of sign
- Side panel will attach to the side with velcro dots
- Select Stores ONLY

INSTRUCTION SHEET: JULY KIT 2021

DSG FACEOUT SIGN

SIGN	SIGN CODE	QTY/STORE	DIMENSIONS	UP	DOWN
Faceout Sign	APLATL0721M - 4354934 F1-F3	1	4 x 4	7/19/21	As Directed
Faceout Plaque Sign	APLATH0819M - 3188134 C3	1	4 x 4	7/19/21	As Directed

REFERENCE IMAGES



4354934 F1



4354934 F2



4354934 F3



3188134 C3



DIRECTIONS

- Place sign in faceout holders and execute near relevant product
- Select Stores ONLY

INSTRUCTION SHEET: JULY KIT 2021

DSG MEN'S GALLERY IMAGES

SIGN	SIGN CODE	QTY/STORE	DIMENSIONS	UP	DOWN
Gallery Image	APLATL0721M - 4354934 B2	1	38 x 28	7/19/21 As Directed	
Gallery Image	APLATL0721M - 4354934 C2	1	20 x 24	7/19/21 As Directed	

REFERENCE IMAGES



4354934 B2



4354934 C2



DIRECTIONS

- Attach magnetic grippers to the bottom of the sign
- Select Stores ONLY

INSTRUCTION SHEET: JULY KIT 2021

DSG H-FRAME SIDE PANEL W PERF

SIGN	SIGN CODE	QTY/STORE	DIMENSIONS	UP	DOWN
H-Frame Side Panel	APLATL0721M - 4354934 E4,E5	1	22.25 x 53.5	7/19/21	As Directed

REFERENCE IMAGES



4354934 E4



4354934 E5



DIRECTIONS

- **Perforated Side Panels**
- H-Frame
- Slide side panel into the channels on fixture
- **LF222**
- Fold and tear perforation on bottom of sign
- Side panel will attach to the side with velcro dots
- 4354934 E6-Select Stores ONLY

INSTRUCTION SHEET: JULY KIT 2021

DSG WOMEN'S GALLERY IMAGES

SIGN	SIGN CODE	QTY/STORE	DIMENSIONS	UP	DOWN
Gallery Image	APLATL0721M - 4354934 A1-A3	1	24 x 36	7/19/21	As Directed

REFERENCE IMAGES



4354934 A1



4354934 A2



4354934 A3



DIRECTIONS

- Attach magnetic grippers to the bottom of the sign
- Select Stores ONLY

INSTRUCTION SHEET: JULY KIT 2021

DSG WOMEN'S GALLERY IMAGES

SIGN	SIGN CODE	QTY/STORE	DIMENSIONS	UP	DOWN
Gallery Image	APLATL0721M - 4354934 B1	1	38 x 28	7/19/21 As Directed	
Gallery Image	APLATL0721M - 4354934 C1	1	20 x 24	7/19/21 As Directed	

REFERENCE IMAGES



4354934 B1



4354934 C1



DIRECTIONS

- Attach magnetic grippers to the bottom of the sign and execute together in the secondary wall
- Select Stores ONLY

INSTRUCTION SHEET: JULY KIT 2021

DSG H-FRAME SIDE PANEL W PERF

SIGN	SIGN CODE	QTY/STORE	DIMENSIONS	UP	DOWN
H-Frame Side Panel	APLATL0721M - 4354934 E1-E3,E6	1	22.25 x 53.5	7/19/21	As Directed

REFERENCE IMAGES



4354934 E1



4354934 E2



4354934 E3



4354934 E6



DIRECTIONS

- **Perforated Side Panels**
- H-Frame
- Slide side panel into the channels on fixture
- **LF222**
- Fold and tear perforation on bottom of sign
- Side panel will attach to the side with velcro dots
- 4354934 E6-Select Stores ONLY

INSTRUCTION SHEET: JULY KIT 2021

DSG BOYS GALLERY IMAGES

SIGN	SIGN CODE	QTY/STORE	DIMENSIONS	UP	DOWN
Gallery Image	APLATL0721M - 4354934 B4	1	38 x 28	7/19/21 As Directed	
Gallery Image	APLATL0721M - 4354934 C4	1	20 x 24	7/19/21 As Directed	

REFERENCE IMAGES



4354934 B4



4354934 C4



DIRECTIONS

- Attach magnetic grippers to the bottom of the sign
- Select Stores ONLY

INSTRUCTION SHEET: JULY KIT 2021

DSG GIRLS GALLERY IMAGES

SIGN	SIGN CODE	QTY/STORE	DIMENSIONS	UP	DOWN
Gallery Image	APLATL0721M - 4354934 B3	1	38 x 28	7/19/21 As Directed	
Gallery Image	APLATL0721M - 4354934 C3	1	20 x 24	7/19/21 As Directed	
Gallery Image	APLATL0721M - 4354934 D1	1	34 x 26	7/19/21 As Directed	

REFERENCE IMAGES



4354934 B3



4354934 C3



4354934 D1



DIRECTIONS

- Attach magnetic grippers to the bottom of the sign
- Select Stores ONLY

INSTRUCTION SHEET: JULY KIT 2021

DSG H-FRAME SIDE PANEL W PERF

SIGN	SIGN CODE	QTY/STORE	DIMENSIONS	UP	DOWN
H-Frame Side Panel	APLATL0721M - 4354934 E6	1	22.25 x 53.5	7/19/21	As Directed

REFERENCE IMAGES



4354934 E6



DIRECTIONS

- **Perforated Side Panels**
- H-Frame
- Slide side panel into the channels on fixture
- **LF222**
- Fold and tear perforation on bottom of sign
- Side panel will attach to the side with velcro dots
- 4354934 E6-Select Stores ONLY

INSTRUCTION SHEET: JULY KIT 2021

DSG YOUTH INFO CARD

SIGN	SIGN CODE	QTY/STORE	DIMENSIONS	UP	DOWN
Info Card	APLATL0721M - 4354934 J1,J2	1	7 x 5.5	7/19/21	As Directed

REFERENCE IMAGES



4354934 J1



4354934 J2



DIRECTIONS

- Place info sign in 7 x 5.5 acrylic holder

INSTRUCTION SHEET: JULY KIT 2021

DSG YOUTH PROMO SIGN

SIGN	SIGN CODE	QTY/STORE	DIMENSIONS	UP	DOWN
Promo Sign	APLATL0721M - 4354934 G1-G3	1	11 x 14	7/19/21	As Directed

REFERENCE IMAGES



4354934 G1



4354934 G2



4354934 G3



DIRECTIONS

- Place sign in 11x14 acrylic holder and execute near product making sure promo is relevant

INSTRUCTION SHEET: JULY KIT 2021

DSG YOUTH PROMO SIGN

SIGN	SIGN CODE	QTY/STORE	DIMENSIONS	UP	DOWN
Table Sign	APLATL0721M - 4354934 H1-H4	1	11 x 14	7/19/21	As Directed

REFERENCE IMAGES



4354934 H1



4354934 H2



4354934 H3



4354934 H4



DIRECTIONS

- Place sign in 11x14 acrylic holder and execute near product making sure promo is relevant

INSTRUCTION SHEET: JULY KIT 2021

NIKE BOYS GALLERY IMAGE

SIGN	SIGN CODE	QTY/STORE	DIMENSIONS	UP	DOWN
Gallery Image	APLATL0721M - 4357935 A2	1	20 x 24	7/19/21	As Directed
Gallery Image	APLATL0721M - 4357935 B2	1	38 x 28	7/19/21	As Directed

REFERENCE IMAGES



4357935 A2



4357935 B2



DIRECTIONS

- Attach magnetic grippers to the bottom of the sign
- Select Stores ONLY

INSTRUCTION SHEET: JULY KIT 2021

NIKE GIRLS GALLERY IMAGE

SIGN	SIGN CODE	QTY/STORE	DIMENSIONS	UP	DOWN
Gallery Image	APLATL0721M - 4357935 A1	1	20 x 24	7/19/21 As Directed	
Gallery Image	APLATL0721M - 4357935 B1	1	38 x 28	7/19/21 As Directed	
Gallery Image	APLATL0721M - 4357935 C	1	34 x 26	7/19/21 As Directed	

REFERENCE IMAGES



4357935 A1



4357935 B1



4357935 C



DIRECTIONS

- Attach magnetic grippers to the bottom of the sign
- Select Stores ONLY

INSTRUCTION SHEET: JULY KIT 2021

DSG OUTDOOR APPAREL STANCHION SIGN

OUTERWEAR

SIGN	SIGN CODE	QTY/STORE	DIMENSIONS	UP	DOWN
STANCHION SIGN	APLOWR0721M - 4449986A1	1	22 x 28	7/16/21	As Directed

REFERENCE IMAGES



4449986A1



DIRECTIONS

- Place sign in stanchion sign holder
- Place stanchion sign /holder by the (UP) 2nd floor escalator
- Store 418 ONLY

INSTRUCTION SHEET: JULY KIT 2021

CREDIT TAKE ONE

CREDIT

SIGN	SIGN CODE	QTY/STORE	DIMENSIONS	UP	DOWN
Take One	CRMCRD0721D - 4347951 A	75	4.25 x 8.5	7/25/21	8/21/21


REFERENCE IMAGES



4347951 A
Front



4347951 A
Back



DIRECTIONS

- Place near registers in front of store, to and on services counters
- Customers can take a copy if they need additional information about opening an account and special financing

INSTRUCTION SHEET: JULY KIT 2021

CREDIT COUNTER INSERT

CREDIT

SIGN	SIGN CODE	QTY/STORE	DIMENSIONS	UP	DOWN
Counter Insert	CRMCRD0721D - 4347951 B	Varies	8.5 x 8.5	7/25/21	8/21/21

REFERENCE IMAGES



4347951 B



DIRECTIONS

- Insert sign into counter mats at all register

INSTRUCTION SHEET: JULY KIT 2021

CREDIT TOPPER

CREDIT

SIGN	SIGN CODE	QTY/STORE	DIMENSIONS	UP	DOWN
Topper	CRMCRD0721D - 4347951 D	Varies	7 x 9	7/25/21	8/21/21

REFERENCE IMAGES



4347951 D



DIRECTIONS

- Place in acrylic holder with price point sign
- If back of sign is exposed, place two

INSTRUCTION SHEET: JULY KIT 2021

CREDIT CHECKOUT FRAME GRAPHIC

CREDIT

SIGN	SIGN CODE	QTY/STORE	DIMENSIONS	UP	DOWN
Checkout Frame Graphic	CRMCRD0721D - 4347951 G	1	44 x 54	7/25/21	8/21/21

REFERENCE IMAGES



4347951 G

DIRECTIONS

- Remove and save Score Rewards credit card magnet and replace with this for the promotional time frame
- When offer is over, put the Score Rewards credit card magnet back up
- Store 1500 ONLY

INSTRUCTION SHEET: JULY KIT 2021

PFSFW/P-LITE MAGNET GRAPHIC INSTRUCTION PAGE

REFERENCE IMAGES



DIRECTIONS

- To execute magnet graphics, start by rolling the sign, from the bottom up (from the side for Valance Graphics), imagery side on the inside
- Align the top edge of the graphic to the top edge of the directed frame or fixture
- Slowly unroll the graphic, ensuring the edges stay in line with the fixture

INSTRUCTION SHEET: JULY KIT 2021

PFSFW/P-LITE CENTER COURT WALL

REFERENCE IMAGES



SIGN	SIGN CODE	QTY	DIMENSIONS	UP	DOWN
1 Valance	FTWATH0721M - 4301034 J1-J8	1	42 x 27	7/16/21	As Directed
2 PFSFW Nike Valance	FTWATH0721M - 4301034 AB1	1	60 x 27	7/16/21	As Directed
3 Large PFSFW Wall Graphic	FTWATH0721M - 4301034 C1	1	40.125 x 36.375	7/16/21	As Directed
4 Large PFSFW Wall Graphic	FTWATH0721M - 4301034 C4	1	40.125 x 36.375	7/16/21	As Directed
5 PFSFW Fabric Banner (Light Box)	FTWATH0721M - 4470985	1	58.5 x 89.25	7/16/21	As Directed
6 Small PFSFW Wall Graphic	FTWATH0721M - 4301034 F3,F4	Varies	19.375 x 17.375	7/16/21	As Directed

NOTES:

- Valance is only for PFSFW doors. P-Lite doors can not execute and will not receive
- IF YOU ARE A VANS DOOR, PLEASE MAINTAIN THE CHECKERBOARD SMALL FRAMES INSTEAD OF THE GRAPHICS SHOWN IN THIS RENDERING**

INSTRUCTION SHEET: JULY KIT 2021

PFSFW/P-LITE CENTER COURT GONDO (MEN'S)

FOOTWEAR

REFERENCE IMAGES



SIGN	SIGN CODE	QTY	DIMENSIONS	UP	DOWN
1 Medium PFSFW Wall Graphic	FTWATH0721M - 4301034 E1	1	19.375 x 36.375	7/16/21	As Directed
2 PFSFW Magnetic Gondo Graphic	FTWATH0721M - 4301034 H1	1	42 x 49	7/16/21	As Directed
3 Medium PFSFW Wall Graphic	FTWATH0721M - 4301034 E2	1	19.375 x 36.375	7/16/21	As Directed

NOTES:

- Gondo graphic is only for PFSFW doors. P-Lite doors will not receive this and should only execute the medium frames

INSTRUCTION SHEET: JULY KIT 2021

PFSFW/P-LITE CENTER COURT (WOMEN'S)

FOOTWEAR

REFERENCE IMAGES



SIGN	SIGN CODE	QTY	DIMENSIONS	UP	DOWN
1 Medium PFSFW Wall Graphic	FTWATH0721M - 4301034 E3	1	19.375 x 36.375	7/16/21	As Directed
2 PFSFW Magnetic Gondo Graphic	FTWATH0721M - 4301034 H2	1	42 x 49	7/16/21	As Directed
3 Medium PFSFW Wall Graphic	FTWATH0721M - 4301034 E4	Varies	19.375 x 36.375	7/16/21	As Directed


NOTES:

- Gondo graphic is only for PFSFW doors. P-Lite doors will not receive this and should only execute the medium frames

INSTRUCTION SHEET: JULY KIT 2021

PFSFW/P-LITE RUNNING WALL (MEN'S)

REFERENCE IMAGES



SIGN	SIGN CODE	QTY	DIMENSIONS	UP	DOWN
1 Small PFSFW Wall Graphic	FTWATH0721M - 4301034 F1,F2	Varies	19.375 x 17.375	7/16/21	As Directed
2 Large PFSFW Wall Graphic	FTWATH0721M - 4301034 C3	1	40.125 x 36.375	7/16/21	As Directed
3 Full PFSFW Wall Graphic	FTWATH0721M - 4301034 B1	1	36.032 x 68.72	7/16/21	As Directed
4 Small PFSFW Wall Graphic	FTWATH0721M - 4301034 G1,G2	2	19.375 x 17.375	7/16/21	As Directed
5 Large PFSFW Wall Graphic	FTWATH0721M - 4301034 C2	1	40.125 x 36.375	7/16/21	As Directed


NOTES:

- 4301034 C2, 4301034 B1 - only for PFSFW. P-Lite may receive but should maintain the existing Peg 38 image instead
- 4301034 C3, 4301034 F1,F2 - Select doors only. Some stores may set team sports product with carryover signage here instead. Please reference your gameplan for what to set past the alcove

INSTRUCTION SHEET: JULY KIT 2021

PFSFW/P-LITE BASKETBALL WALL

REFERENCE IMAGES



	SIGN	SIGN CODE	QTY	DIMENSIONS	UP	DOWN
1	Medium PFSFW Wall Graphic	FTWATH0421M - 4181374 M1	1	19.375 x 36.375	7/16/21	As Directed

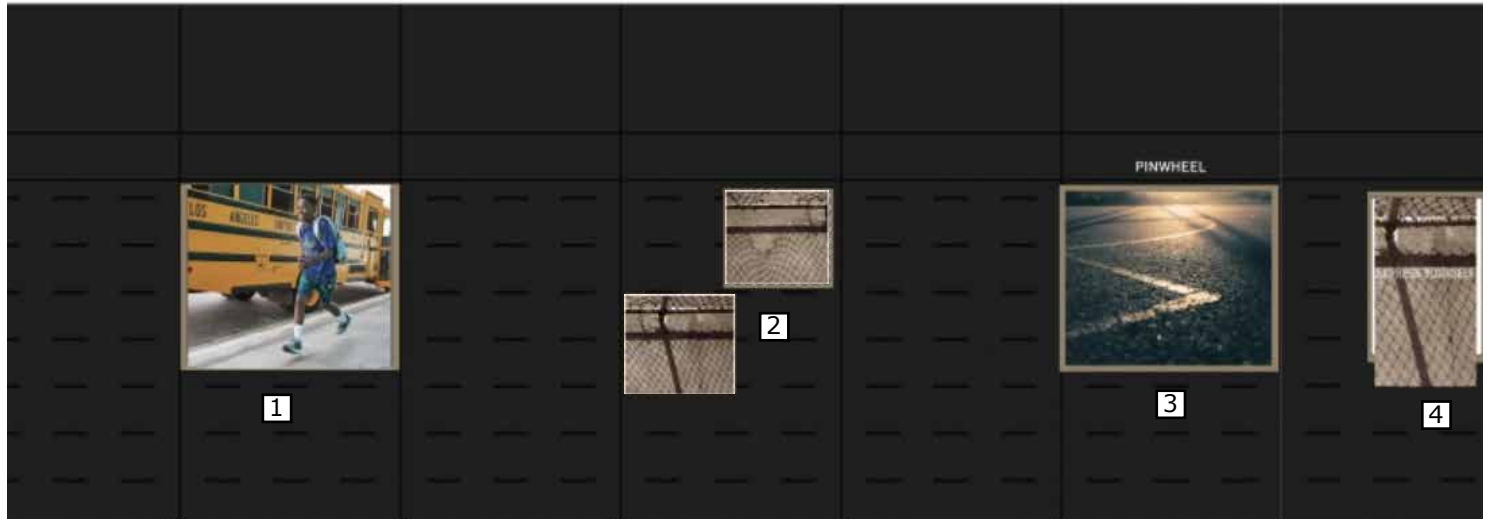
NOTES:

- Both signs may be carryover for some stores. Select stores are receiving the Zion image for the first time in this kit

INSTRUCTION SHEET: JULY KIT 2021

PFSFW/P-LITE YOUTH WALL

REFERENCE IMAGES



SIGN	SIGN CODE	QTY	DIMENSIONS	UP	DOWN
1 Large PFSFW Wall Graphic	FTWATH0721M - 4301034 C6	1	40.125 x 36.375	7/16/21	As Directed
2 Small PFSFW Wall Graphic	FTWATH0721M - 4301034 F3,F4	Varies	19.375 x 17.375	7/16/21	As Directed
3 Large PFSFW Wall Graphic	FTWATH0721M - 4301034 D	1	40.125 x 36.375	7/16/21	As Directed
4 Medium PFSFW Wall Graphic	FTWATH0721M - 4301034 E4	Varies	19.375 x 36.375	7/16/21	As Directed


NOTES:

- IF YOU ARE A VANS DOOR, PLEASE MAINTAIN THE CHECKERBOARD SMALL FRAMES INSTEAD OF THE GRAPHICS SHOWN IN THIS RENDERING

INSTRUCTION SHEET: JULY KIT 2021

PFSFW RUNNING GONDO (MEN'S & WOMEN'S)

REFERENCE IMAGES



4327242 A1



4327242 A2



4327242 A3



4327242 A4



4327242 A5



4327242 A6



4327242 A7



4327242 A8



4327242 A9

SIGN	SIGN CODE	QTY	DIMENSIONS	UP	DOWN
Gondo Shelf Graphic	FTWATH0721M - 4327242 A1-A9	Varies	40.5 x 9	7/16/21	As Directed

NOTES:

- The order of brands may vary, but all stores should receive more signage options than needed for a set
- Set signage based on product featured on each shelf; flex product as necessary if brand graphic is not available
- One additional New Balance will arrive in August

INSTRUCTION SHEET: JULY KIT 2021

FOOTWEAR: PFSFW GRAPHIC ENDCAPS

FOOTWEAR

SIGN	SIGN CODE	QTY/STORE	DIMENSIONS	UP	DOWN
PFSFW Graphic Endcap	FTWATH0721M - 4301034 K2,K4-K7	1	22.8125 x 51.875	7/16/21	As Directed
PFSFW Graphic Endcap	FTWATH0521M - 4385886 F1	1	22.8125 x 51.875	Upon Arrival	As Directed
PFSFW Graphic Endcap	FTWATH0721V - 4307534 B	2	22.8125 x 51.875	7/16/21	As Directed
Endcap Channel Magnet	FTWATH0721V - 4307534 E	2	23 x 5.875	7/16/21	As Directed

REFERENCE IMAGES



4301034 K2



4301034 K4
XL PFSFW decks only



4301034 K5
XL PFSFW decks only



4301034 K6
XL PFSFW decks only



4301034 K7
XL PFSFW decks only



4385886 F1
Soccer Shop doors
only



4307534 B
HOKA doors only



4307534 E
HOKA doors only

- **Speed Goat is only in select doors.** Non-Speed Goat doors should set the Channel Graphic as shown in the example photo and the 12 select Speed Goat doors should set the Hoka Channel Graphic above the endcap in the channel if possible (if not, do not use)

INSTRUCTION SHEET: JULY KIT 2021

FOOTWEAR: P-LITE GRAPHIC ENDCAPS

FOOTWEAR

SIGN	SIGN CODE	QTY/STORE	DIMENSIONS	UP	DOWN
PFSFW Lite Graphic Endcap	FTWATH0721M - 4301034 L1-L4	1	32.125 x 52.813	7/16/21	As Directed

REFERENCE IMAGES



4301034 L1



4301034 L2
Soccer Shop doors only



4301034 L3
stores 443, 456 and 466 only



4301034 L4
stores 443, 456 and 466 only



INSTRUCTION SHEET: JULY KIT 2021

FOOTWEAR: LEGACY GRAPHIC ENDCAPS

FOOTWEAR

SIGN	SIGN CODE	QTY/STORE	DIMENSIONS	UP	DOWN
PFSFW - Legacy Graphic Endcap	FTWATH0721M - 4301034 M1,M2	1	34.8 x 51.925	7/16/21	As Directed

REFERENCE IMAGES



4301034 M1



4301034 M2



- Stores 1195, 1266 ONLY

INSTRUCTION SHEET: JULY KIT 2021

PFSFW/P-LITE PEDESTAL RECEPTIVE REMOVAL

Step 1



Step 2



Step 3



Step 4



DIRECTIONS

- **Step 1:** Remove all signage from Pedestal
- **Step 2:** Remove the receptive material from each side panel by peeling back from the top corners
- **Step 3 (optional):** If any adhesive is left behind once the panels have been stripped, use Goo Gone to remove the residue
- **Step 4:** For the topper of the Pedestal, please work with another teammate. Have one teammate hold down on the topper to prevent it from lifting up as the other gently pulls and lifts the receptive off
- **Step 5:** Once all receptive is removed please replace signage with the matching Magnetic Signage provided

Each Pedestal should take around 5 minutes to completely remove receptive material & re-sign with new magnetic imagery

INSTRUCTION SHEET: JULY KIT 2021

PFSFW/P-LITE PEDESTALS

SIGN	SIGN CODE	QTY/STORE	DIMENSIONS	UP	DOWN
PFSFW Pedestal Topper	FTWATH0721M - 4301034 N1	10	17.75 x 17.75	7/16/21	As Directed
PFSFW Pedestal Side Panel	FTWATH0721M - 4301034 N2-N5	2	18 x 35.6925	7/16/21	As Directed

REFERENCE IMAGES



4301034 N1



4301034 N2



4301034 N3



4301034 N4



4301034 N5



- All PFSFW and P-Lite stores should receive
- 4301034 N1 - this topper will be used on all 10 pedestals regardless of side panel art

INSTRUCTION SHEET: JULY KIT 2021

PFSFW/P-LITE PEDESTALS

SIGN	SIGN CODE	QTY/STORE	DIMENSIONS	UP	DOWN
PFSFW Pedestal Side Panel	FTWATH0721M - 4301034 O2-O5	3	18 x 35.6925	7/16/21	As Directed

REFERENCE IMAGES



4301034 O2



4301034 O3



4301034 O4



4301034 O5



- All PFSFW and P-Lite stores should receive

INSTRUCTION SHEET: JULY KIT 2021

PFSFW/P-LITE PEDESTALS

SIGN	SIGN CODE	QTY/STORE	DIMENSIONS	UP	DOWN
PFSFW Pedestal Side Panel	FTWATH0721M - 4301034 P2-P5	2	18 x 35.6925	7/16/21	As Directed

REFERENCE IMAGES



4301034 P2



4301034 P3



4301034 P4



4301034 P5



- All PFSFW and P-Lite stores should receive

INSTRUCTION SHEET: JULY KIT 2021

PFSFW/P-LITE PEDESTALS

SIGN	SIGN CODE	QTY/STORE	DIMENSIONS	UP	DOWN
PFSFW Pedestal Side Panel	FTWATH0721M - 4301034 AD1-4	1	18 x 35.6925	7/16/21	As Directed

REFERENCE IMAGES



4301034 AD1



4301034 AD2



4301034 AD3



4301034 AD4



- All PFSFW and P-Lite stores should receive

INSTRUCTION SHEET: JULY KIT 2021

PFSFW/P-LITE PEDESTALS

SIGN	SIGN CODE	QTY/STORE	DIMENSIONS	UP	DOWN
PFSFW Pedestal Side Panel	FTWATH0721M - 4301034 AE1-4	2	18 x 35.6925	7/16/21	As Directed

REFERENCE IMAGES



4301034 AE1



4301034 AE2



4301034 AE3



4301034 AE4



- All PFSFW and P-Lite stores should receive

INSTRUCTION SHEET: JULY KIT 2021

PFSFW/P-LITE LAUNCH PEDESTAL

FOOTWEAR

SIGN	SIGN CODE	QTY/STORE	DIMENSIONS	UP	DOWN
Launch Pedestal Side Panel	FTWATH0721M - 4301034 R1-R4	1	19 x 30.875	7/16/21	As Directed

REFERENCE IMAGES



4301034 R1



4301034 R2



4301034 R3



4301034 R4



- All PFSFW and P-Lite stores should receive; set if your store has the Launch Pedestal on deck

INSTRUCTION SHEET: JULY KIT 2021

PFSFW/P-LITE CLUSTER QUARTER TOPS - HEAT BEND

SIGN	SIGN CODE	QTY/STORE	DIMENSIONS	UP	DOWN
PFSFW Cluster Table TOP Mat	FTWATH0721M - 4301034 S1-S4	1	30.4375 x 30.7375	7/16/21	As Directed

REFERENCE IMAGES



4301034 S1



4301034 S2



4301034 S3



4301034 S4



DIRECTIONS

- Place heat bends on the row of Cluster Quarters in Center Court in numerical order (S1 in front, followed by S2, etc.)
- Set with the job codes and up/down dates on the left side (the words on S1 should be running vertical on the right hand side when looking at it from the front)
- All PFSFW and P-Lite store should receive

INSTRUCTION SHEET: JULY KIT 2021

PFSFW/P-LITE TRAINING TABLES - HEAT BEND

SIGN	SIGN CODE	QTY/STORE	DIMENSIONS	UP	DOWN
PFSFW Training Table Top Mat	FTWATH0721M - 4301034 T1,T2	1	79.125 x 37.125	7/16/21	As Directed
PFSFW Training Table Bottom Mat	FTWATH0721M - 4301034 U1	2	68.875 x 33.375	7/16/21	As Directed

REFERENCE IMAGES



4301034 T1



4301034 T2



4301034 U1



DIRECTIONS

- Place T1 on the left hand Training Table Top in Center Court, and place T2 on the right hand one
- For the Training Table Bottom, set U1 the opposite direction on 1 side so that the table graphics are mirrored
- All PFSFW and P-Lite store should receive

INSTRUCTION SHEET: JULY KIT 2021

PFSFW/P-LITE COLLECTION TABLES - HEAT BEND & E-FLUTE

SIGN	SIGN CODE	QTY/STORE	DIMENSIONS	UP	DOWN
PFSFW Table Top Mat Half A	FTWATH0721M - 4301034 V1	8	54.4375 x 27.25	7/16/21	As Directed
PFSFW Table Top Mat Half B	FTWATH0721M - 4301034 V2	8	54.4375 x 27.25	7/16/21	As Directed
PFSFW Collection Table Bottom Mat	FTWATH0721M - 4301034 W1	4	42.4375 x 24.4375	7/16/21	As Directed
PFSFW Riser Box E-FLUTE	FTWATH0721M - 4301034 X1	4	40.4723 x 42.4723	7/16/21	As Directed

REFERENCE IMAGES



4301034 V1



4301034 V2



4301034 W1



4301034 X1

DIRECTIONS

- Place a V1 and a V2 on each Collection Table Top in Center Court
- Place a W1 on each Collection Table Bottom in Center Court
- Place an X1 on each Collection Riser Box that is directed to be laid flat (all in Center Court)
- All PFSFW and P-Lite stores should receive

INSTRUCTION SHEET: JULY KIT 2021

PFSFW/P-LITE CLUSTER TABLES - HEAT BEND

SIGN	SIGN CODE	QTY/STORE	DIMENSIONS	UP	DOWN
PFSFW Cluster Table Bottom Mat	FTWATH0721M - 4301034 Y1,Y2	5	24.4375 x 24.4375	7/16/21	As Directed
Collection Table Graphic Riser	FTWATH0721V - 4307534 A1,A2	2	23.79 x 16.83	7/16/21	As Directed
Collection Table Graphic Riser	FTWATH0721V - 4345689 A	4	23.79 x 16.83	7/16/21	As Directed

REFERENCE IMAGES



4301034 Y1



4301034 Y2



4307534 A1



4307534 A2



4345689 A



DIRECTIONS

- Place a V1 and a V2 (from previous page) on each Cluster Table that has been directed as a 4-top
- Place a Y1 and a Y2 on each Cluster Table Bottom pair when set with a Cluster Table 4-Top
 - Y1 should be set with the words on the most outside position (away from Center Court) so that it mirrors the placement on the opposite side of the footwear deck
- Place the riser graphics on the tables with corresponding product (Hoka imagery in Hoka doors; Brooks logo in non-Hoka doors)
- All PFSFW and P-Lite stores should receive the table mats, and one of the shown sets of riser graphics

INSTRUCTION SHEET: JULY KIT 2021


PFSFW/P-LITE FOAMCORE TABLE TOPPER

SIGN	SIGN CODE	QTY/STORE	DIMENSIONS	UP	DOWN
5.0 Refresh Table Topper	FTWATH0721M - 4301034 Z	1	47.5 x 18	7/16/21	As Directed

REFERENCE IMAGES



4301034 Z



DIRECTIONS


- Using 2 table top grippers, place topper on top of the youth Bleacher table
- All PFSFW and P-Lite stores should receive

INSTRUCTION SHEET: JULY KIT 2021

PFSFW/P-LITE ACCESSORIES FIXTURE MAT

SIGN	SIGN CODE	QTY/STORE	DIMENSIONS	UP	DOWN
PFSFW Accessories Fixture Mat	FTWATH0721M - 4301034 AA	1	72 x 36	7/16/21	As Directed

REFERENCE IMAGES



4301034 AA



DIRECTIONS

- Place mat on top of accessories fixture
- Line up the edges and secure with the included removeable tape strips
- All PFSFW and P-Lite stores should receive

INSTRUCTION SHEET: JULY KIT 2021

DSG FSFW IN-SEASON FEATURE TABLE RISER GRAPHIC

FOOTWEAR

SIGN	SIGN CODE	QTY/STORE	DIMENSIONS	UP	DOWN
In-Season Feature Table Riser Graphic	FTWATH0721M - 4301034 AC	2	35.75 x 15.375	7/16/21	As Directed
Feature Table Riser Graphic	FTWATH0721V - 4307534 C1,C2	2	35.75 x 15.375	7/16/21	As Directed
Feature Table Riser Graphic	FTWATH0721V - 4345689 C	Varies	35.75 x 15.375	7/16/21	As Directed

REFERENCE IMAGES



4301034 AC



4307534 C1



4307534 C2



4345689 C

DIRECTIONS


- Please set on the table with appropriate product. All other In-Season Feature Table Risers should feature carryover graphics with the corresponding logos. Reorder through SOS if needed
- Select Stores ONLY
- 4307534 C1,C2 - Stores 1525 (4600), 4610
- 4345689 C - Stores 1525 (4600), 4610

INSTRUCTION SHEET: JULY KIT 2021

PFSFW/P-LITEMISC SIGNAGE

SIGN	SIGN CODE	QTY/STORE	DIMENSIONS	UP	DOWN
PFSFW Product Card	FTWATH0721V - 4307534 D	2	8 x 4.5	7/16/21	As Directed
Large Circle Shoe Tag	FTWATH0721V - 4345689 D	50	2.25 x 2.25	7/16/21	As Directed

REFERENCE IMAGES



4307534 D



EARLY-STAGE META-ROCKER OFFERS A SMOOTHER RIDE



EXTENDED CRASH PAD FOR A SOFTER LANDING



4345689 D

DIRECTIONS

4307534 D (HOKA Product Card)

- Place in existing plastic sleeve provided in June Kit
- HOKA doors ONLY

4345689 D (BROOKS GTS Tag)

- Adhere shoe tag to an alligator/bulldog clip
- Place with appropriate merchandise according to the Gameplan
- ALL DOORS

INSTRUCTION SHEET: JULY KIT 2021

P-LITE FOAMCORE GONDO GRAPHIC

SIGN	SIGN CODE	QTY/STORE	DIMENSIONS	UP	DOWN
P-LITE Foamcore Gondo Graphic	FTWATH0721V - 4345689 B1,B2	1	42 x 49	7/16/21	As Directed

REFERENCE IMAGES



4345689 B1



4345689 B2



DIRECTIONS

- Unfold the foamcore graphic and lay flat.
- Adhere the clips that were included in the packaging to the slat wall; two at the top in the corners and one at the bottom in the center
- Peel back the adhesive on the clips, align to the top of the gondo panel, and place the sign on the center of the gondola
- Select Stores ONLY

INSTRUCTION SHEET: JULY KIT 2021

FOOTWEAR: P-HYBRID EXTRA LARGE WALL GRAPHIC INSTRUCTION PAGE

REFERENCE IMAGES



- **Step 1**
- Unfold Image.



- **Step 2**
- Place 2 brackets in the slat wall to align with the placement of the top cleat on the back of the image.



- **Step 3**
- Place Cleat into brackets.



- **Step 4**
- Bottom cleat will provide support to keep the image from leaning forward.

INSTRUCTION SHEET: JULY KIT 2021

FOOTWEAR: P-HYBRID LARGE WALL GRAPHIC INSTRUCTION

REFERENCE IMAGES



- **Step 1**
- Locate graphic



- **Step 2**
- Place 2 brackets in the slat wall to align with the placement of the cleat centered on the back of the image.



- **Step 3**
- Place Cleat into brackets, center image on the wall.



- **Step 4**
- Bottom Cleat will provide support to keep the image from leaning forward.

INSTRUCTION SHEET: JULY KIT 2021

FOOTWEAR: P-HYBRID MEDIUM WALL GRAPHIC INSTRUCTION

REFERENCE IMAGES



- **Step 1**
- Locate graphic



- **Step 2**
- Place 1-2 brackets in the slat wall to align with the placement of the cleat centered on the back of the image.



- **Step 3**
- Place Cleat into brackets, center image on the wall.




- **Step 4**
- Bottom Cleat will provide support to keep the image from leaning forward.

INSTRUCTION SHEET: JULY KIT 2021

FOOTWEAR: P-HYBRID SMALL WALL GRAPHIC INSTRUCTION

REFERENCE IMAGES



- **Step 1**
- Locate graphic



- **Step 3**
- Place 1-2 brackets in the slat wall to align with the placement of the cleat centered on the back of the image.



- **Step 3**
- Place Cleat into brackets, center image on the wall.



- **Step 4**
- Bottom Cleat will provide support to keep the image from leaning forward.

INSTRUCTION SHEET: JULY KIT 2021

P-HYBRID CENTER COURT WALL

REFERENCE IMAGES



SIGN	SIGN CODE	QTY	DIMENSIONS	UP	DOWN
1 Apollo Faux Lightbox	FTWATH0721M- 4375213A	1	52 x 77	7/16/21	As Directed
2 P-Hybrid Small Wall Graphic	FTWATH0721M- 4375213F1,F2	Varies	19.375 x 17.375	7/16/21	As Directed
3 P-Hybrid Large Wall Graphic	FTWATH0721M- 4375213D1	1	40.125 x 36.375	7/16/21	As Directed

NOTES:

- P-Hybrid doors only

INSTRUCTION SHEET: JULY KIT 2021

P-HYBRID YOUTH WALL

REFERENCE IMAGES



SIGN	SIGN CODE	QTY	DIMENSIONS	UP	DOWN
1 P-Hybrid Large Wall Graphic	FTWATH0421M - 4233803 A3	1	40.125 x 36.375	7/16/21	As Directed
2 P-Hybrid Small Wall Graphic	FTWATH0721M- 4375213F1,F2	Varies	19.375 x 17.375	7/16/21	As Directed
3 P-Hybrid Medium Wall Graphic	FTWATH0721M- 4375213E3	Varies	19.375 x 36.375	7/16/21	As Directed

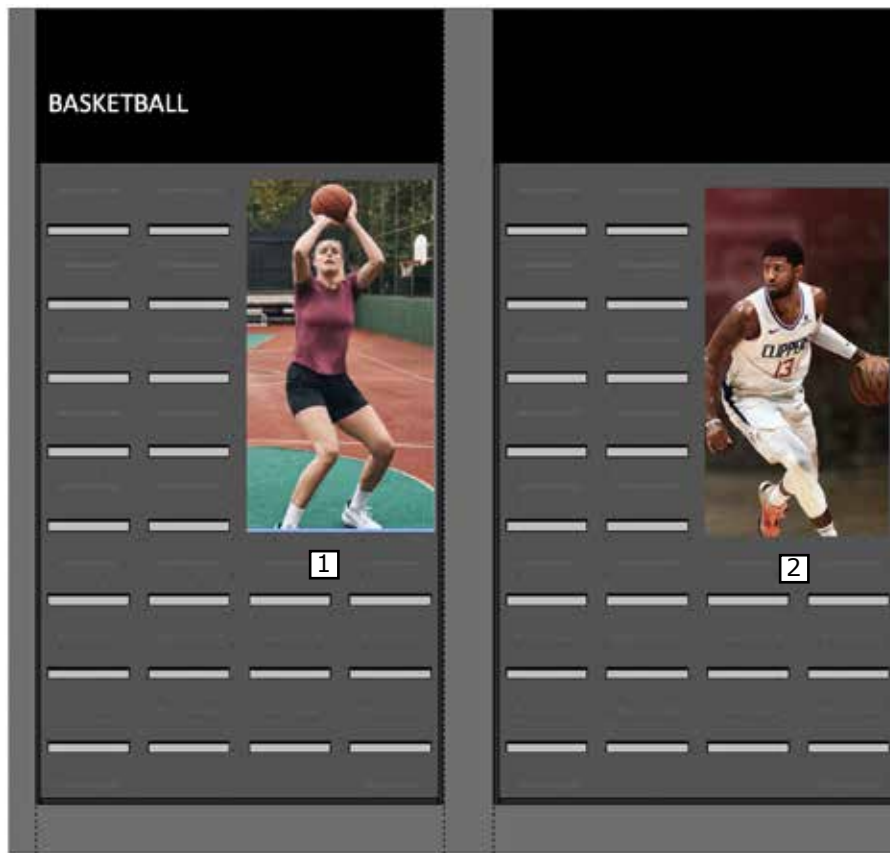
NOTES:

- P-Hybrid doors only

INSTRUCTION SHEET: JULY KIT 2021

P-HYBRID BASKETBALL WALL

REFERENCE IMAGES



SIGN	SIGN CODE	QTY	DIMENSIONS	UP	DOWN
1	P-Hybrid Medium Wall Graphic FTWATH0721M- 4375213E1	Varies	19.375 x 36.375	7/16/21	As Directed
2	P-Hybrid Medium Wall Graphic FTWATH0721M- 4375213E2	Varies	19.375 x 36.375	7/16/21	As Directed

NOTES:

- P-Hybrid doors only

INSTRUCTION SHEET: JULY KIT 2021

P-HYBRID APOLLO ENDCAPS

FOOTWEAR

SIGN	SIGN CODE	QTY/STORE	DIMENSIONS	UP	DOWN
P-Hybrid Apollo End Cap	FTWATH0721M- 4375213C2,C4,C8-C11	1	34.375 x 19	7/16/21	As Directed
P-Hybrid Apollo End Cap	FTWATH0721V- 4325954 F1,F2	1	34.375 x 19	7/16/21	As Directed
P-Hybrid Apollo End Cap	FTWATH0721V- 4326021 A3	1	34.375 x 19	7/16/21	As Directed
P-Hybrid Shelf Cover	FTWATH0721M- 4375213B	Varies	36 x 17.0625	7/16/21	As Directed

REFERENCE IMAGES



4375213C2



4375213C4



4375213C8



4375213C9



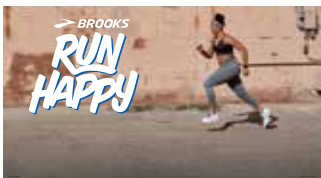
4375213C10



4375213C11



4325954 F1



4325954 F2



4326021 A3



4375213B

DIRECTIONS

- Place sign within the top portion of the endcap using existing darts
- P-hybrid doors ONLY
- 4375213C11 , 4326021 A3 - should be stored until product arrives and then set

INSTRUCTION SHEET: JULY KIT 2021

P-HYBRID COLLECTION TABLES

FOOTWEAR

SIGN	SIGN CODE	QTY/STORE	DIMENSIONS	UP	DOWN
PFSFW Table Top Mat-Half A	FTWATH0721M - 4301034 V1	Varies	54.4375 x 27.25	7/16/21	As Directed
PFSFW Table Top Mat-Half B	FTWATH0721M - 4301034 V2	Varies	54.4375 x 27.25	7/16/21	As Directed
Collection Table Bottom Mat	FTWATH0721M - 4301034 W1	Varies	42.4375 x 24.4375	7/16/21	As Directed
PFSFW Riser Box Heat Bend	FTWATH0721M- 4375213H	1	40.4723 x 42.4723	7/16/21	As Directed
Collection Table Graphic Riser	FTWATH0721M- 4375213G1,G2	2	23.79 x 16.83	7/16/21	As Directed

REFERENCE IMAGES




4301034 V1



4301034 V2



4301034 W1



4375213H



4375213G1



4375213G2

DIRECTIONS

- Place a V1 and a V2 on each Collection Table Top
- Place a W1 on each Collection Table Bottom
- Place H on the middle table Riser Box once you have set it face down
- Place the riser graphics on the tables with corresponding product (Riser Boxes should be directed upright)

INSTRUCTION SHEET: JULY KIT 2021

SSFW LOW GONDO ENDCAP

SIGN	SIGN CODE	QTY/STORE	DIMENSIONS	UP	DOWN
SSFW Low Gondo Endcap	FTWATH0721V- 4325487	1	58.875 x 51.625	7/16/21 As Directed	
SSFW Low Gondo Endcap	FTWATH0721M- 4321436 A1-A4	1	58.875 x 51.625	7/16/21 As Directed	

REFERENCE IMAGES



4325487



4321436 A1



4321436 A2



4321436 A3



4321436 A4



DIRECTIONS

- Unscrew and remove one of the metal side channels, accessed from behind
- Slide signs into the channels on appropriate low gondo
- Select Stores ONLY

INSTRUCTION SHEET: JULY KIT 2021

APOLLO END CAP

SIGN	SIGN CODE	QTY/STORE	DIMENSIONS	UP	DOWN
Apollo End Cap	FTWATH0721V- 4326021 A1-A3	1	34.375 x 19	7/16/21	As Directed

REFERENCE IMAGES



4326021 A1



4326021 A2



4326021 A3



DIRECTIONS

- Place sign within the top portion of the endcap using darts
- Select Stores ONLY

INSTRUCTION SHEET: JULY KIT 2021

SSFW 1.0 TALL GONDO ENDCAP

FOOTWEAR

SIGN	SIGN CODE	QTY/STORE	DIMENSIONS	UP	DOWN
SSFW 1.0 Tall Gondo Endcap	FTWATH0721V- 4326021 B1-B3	1	32 x 23	7/16/21 As Directed	
SSFW 1.0 Tall Gondo Endcap	FTWATH0721V- 4325954 B1,B2	1	32 x 23	7/16/21 As Directed	

REFERENCE IMAGES



4326021 B1



4326021 B2



4326021 B3



4325954 B1



4325954 B2



DIRECTIONS

- Attach signs to appropriate 1.0 endcap using velcro dots
- Select Stores ONLY

INSTRUCTION SHEET: JULY KIT 2021

SSFW TALL GONDO ENDCAP QUARTER GRAPHIC

SIGN	SIGN CODE	QTY/STORE	DIMENSIONS	UP	DOWN
Tall Gondo Endcap Quarter Graphic	FTWATH0721V- 4326021 C1,C2	1	59.625 x 23.75	7/16/21	As Directed

REFERENCE IMAGES



4326021 C1



4326021 C2



DIRECTIONS

- Place sign within the channels on quarter endcap
- Select Stores ONLY

INSTRUCTION SHEET: JULY KIT 2021

SSFW TALL GONDO HALF ENDCAP

FOOTWEAR

SIGN	SIGN CODE	QTY/STORE	DIMENSIONS	UP	DOWN
SSFW Tall Gondo Half Endcap	FTWATH0721V- 4326021 D1,D2	1	59.625 x 46.875	7/16/21	As Directed
Tall Gondo Half Endcap	FTWATH0721M- 4321436 C	1	59.625 x 46.875	7/16/21	As Directed

REFERENCE IMAGES



4326021 D1



4326021 D2



4321436 C



DIRECTIONS

- Place sign in the channels on top of appropriate 3.0 half endcap
- Stores 1292,1297,1319,1326,1330,1419 ONLY
- 4321436 C - Store 1419 ONLY

INSTRUCTION SHEET: JULY KIT 2021

SSFW TALL GONDO FULL ENDCAP

FOOTWEAR

SIGN	SIGN CODE	QTY/STORE	DIMENSIONS	UP	DOWN
SSFW Tall Gondo Full Endcap	FTWATH0721V- 4326021 E	1	59.825 x 91	7/16/21 As Directed	
SSFW Tall Gondo Full Endcap	FTWATH0721M- 4321436 B	1	59.825 x 91	7/16/21 As Directed	

REFERENCE IMAGES



4326021 E



4321436 B



DIRECTIONS

- Place sign on gondo endcap using dart clips
- Select Stores ONLY

INSTRUCTION SHEET: JULY KIT 2021

BROOKS 5.0 REFRESH TABLE TOPPER

SIGN	SIGN CODE	QTY/STORE	DIMENSIONS	UP	DOWN
5.0 Refresh Table Topper	FTWATH0721V- 4325954 A1,A2	1	47.5 x 18	7/16/21	As Directed

REFERENCE IMAGES



4325954 A1



4325954 A2



DIRECTIONS

- Place table topper on table using (2) T-style Table Sign Holders
- Select Stores ONLY

INSTRUCTION SHEET: JULY KIT 2021

BROOKS SSFW 2.0 FOCAL WALL TOP GRAPHIC

SIGN	SIGN CODE	QTY/STORE	DIMENSIONS	UP	DOWN
2.0 12' Focal Wall Top Graphic	FTWATH0721V- 4325954 C1-C3	1	47.813 x 70.875	7/16/21	As Directed
2.0 8' Focal Wall Top Graphic	FTWATH0721V- 4325954 D1,D2	1	47.813 x 70.875	7/16/21	As Directed

REFERENCE IMAGES



4325954 C1



4325954 C2



4325954 C3



4325954 D1



4325954 D2



DIRECTIONS

- Place signs in the top frames on focal wall over footwear decks
- Select Stores ONLY
- 4325954 D1,D2 - Store 644 ONLY

INSTRUCTION SHEET: JULY KIT 2021

BROOKS BOC RUNNING WALL

FOOTWEAR

SIGN	SIGN CODE	QTY/STORE	DIMENSIONS	UP	DOWN
BOC Running Wall	FTWATH0721V- 4325954 E	1	80 x 94	7/16/21	As Directed

REFERENCE IMAGES



4325954 E



DIRECTIONS

- Place in middle of footwear deck
- Install by using instructions on the following page
- Select Stores ONLY

BROOKS BOC RUNNING WALL



Step 1

- Feed 6 existing hooks through top 6 slits of banner as shown above



Step 2

- Secure hooks to hang on wall by attaching them over and onto top metal channel of footwear gender category signs



Step 3

- After hooks are in place, gently roll banner down so the full image is revealed



Step 4

- Place velcro dots behind graphic, to adhere to the wall
- Place behind graphic where indicated with red dots in the banner photo above
- Once secure, your banner display will be complete

INSTRUCTION SHEET: JULY KIT 2021

DSG HYBRID GRAPHIC ENDCAP - WACO

SIGN	SIGN CODE	QTY/STORE	DIMENSIONS	UP	DOWN
Hybrid Graphic Endcap	FTWATH0721M- 4321436 D1,D2	1	29.813 x 12	7/16/21	As Directed
Hybrid Graphic Endcap	FTWATH0721V- 4326021 F1,F2	1	29.813 x 12	7/16/21	As Directed

REFERENCE IMAGES



4321436 D1




4321436 D2



4326021 F1



4326021 F2



DIRECTIONS

- Place sign on endcap using velcro dots
- Store 1338 ONLY

INSTRUCTION SHEET: JULY KIT 2021

DEAD RINGER ENDCAP TOPPER

FISHING

SIGN	SIGN CODE	QTY/STORE	DIMENSIONS	UP	DOWN
Endcap Topper	LDGFSH0721V - 4431696	1	34 x 12	7/16/21	As Directed

REFERENCE IMAGES



4431696



DIRECTIONS

- Place signs at top of endcap using the appropriate hardware listed below
- Razz Clips - 5' Endcap (On Top of Endcap)
- Azar Clips - 7' Endcap (Within Endcap)
- Select Stores ONLY

INSTRUCTION SHEET: JULY KIT 2021

GATORADE H-FRAME

SIGN	SIGN CODE	QTY/STORE	DIMENSIONS	UP	DOWN
H-Frame Topper	ODSBCK0721V - 4354785 A	1	45 x 6	7/16/21	As Directed
H-Frame Side Panel	ODSBCK0721V - 4354785 B1,B2	1	22.25 x 53.5	7/16/21	As Directed

REFERENCE IMAGES



4354785 A
Side 1



4354785 A
Side 2



4354785 B1



4354785 B2



DIRECTIONS

- **Fixture Topper**
- Place sign at top of H-Frame, ST-Fixture and LF201 using two razz clips
- **Perforated Side Panels**
- H-Frame
- Slide side panel into the channels on fixture
- **LF222**
- Fold and tear perforation on bottom of sign
- Side panel will attach to the side with velcro dots
- Select Stores ONLY

INSTRUCTION SHEET: JULY KIT 2021

THE BASEBALL BAT BROS H-FRAME TOPPER

SIGN	SIGN CODE	QTY/STORE	DIMENSIONS	UP	DOWN
H-Frame Topper	TEABAS0721V - 4445164 A	1	45 x 6	7/16/21 As Directed	
H-Frame Side Panel	TEABAS0721V - 4445164 B	2	22.25 x 53.5	7/16/21 As Directed	

REFERENCE IMAGES



4445164 A



4445164 B



DIRECTIONS

- **Fixture Topper**
 - Place sign at top of H-Frame, ST-Fixture and LF201 using two razz clips
- **Perforated Side Panels**
 - H-Frame
 - Slide side panel into the channels on fixture
- **LF222**
 - Fold and tear perforation on bottom of sign
 - Side panel will attach to the side with velcro dots
- Select Stores ONLY

INSTRUCTION SHEET: JULY KIT 2021

STX ENDCAP SIGNS

SIGN	SIGN CODE	QTY/STORE	DIMENSIONS	UP	DOWN
Endcap Topper	TEAFHK0621V - 4279901 A	1	34 x 21.25	7/16/21 As Directed	
Endcap Info sign	TEAFHK0621V - 4279901 B	1	34 x 6	7/16/21 As Directed	

REFERENCE IMAGES



4279901 A



4279901 B



DIRECTIONS

- Place signs at top of endcaps using the appropriate hardware listed below
- Azar Clips - 7' Endcap (Within Endcap)
- Select Stores ONLY

INSTRUCTION SHEET: JULY KIT 2021

CCM/BAUER GONDO SIGN

HOCKEY

SIGN	SIGN CODE	QTY/STORE	DIMENSIONS	UP	DOWN
Gondo sign	TEAHOC0721V - 4367888 A1,A2	1	45 x 12	7/16/21	As Directed

REFERENCE IMAGES



4367888 A1



4367888 A2



DIRECTIONS

- Place within hockey gondo displaying packages using two azar clips
- Select Stores ONLY

INSTRUCTION SHEET: JULY KIT 2021

DSG SKATE HEAT BEND

HOCKEY

SIGN	SIGN CODE	QTY/STORE	DIMENSIONS	UP	DOWN
Skate Heat Bend	TEAHOC0721M - 4368404 A1-A8	1	6 x 4.5	7/16/21	As Directed

REFERENCE IMAGES



4368404 A1



4368404 A2



4368404 A3



4368404 A4



4368404 A5



4368404 A6



4368404 A7



4368404 A8



DIRECTIONS

- Place heatbend on shelf centered in front of skate display
- Select Stores ONLY

INSTRUCTION SHEET: JULY KIT 2021

DSG BACKER PAPER

SIGN	SIGN CODE	QTY/STORE	DIMENSIONS	UP	DOWN
Backer Paper	TEAHOC0721M - 4368404 B	Varies	46.25 x 21.5	7/16/21	As Directed

REFERENCE IMAGES



4368404 B

DIRECTIONS

- Place in hockey area behind skate displays
- Secure backer paper with 1 dart clip in each corner
- Select Stores ONLY

INSTRUCTION SHEET: JULY KIT 2021

WARRIOR HOCKEY ENDCAP TOPPER

SIGN	SIGN CODE	QTY/STORE	DIMENSIONS	UP	DOWN
Endcap Topper	TEAHOK0718V-2384024	1	34 x 12	7/13/18 As Directed	

REFERENCE IMAGES



2384024



DIRECTIONS

- Place signs at top of hockey endcaps using the appropriate hardware listed below
- Razz Clips - 5' Endcap (On Top of Endcap)
- Azar Clips - 7' Endcap (Within Endcap)
- Select Stores ONLY

INSTRUCTION SHEET: JULY KIT 2021

DONJOY FUNDED SIDEWINDER SIDE PANEL

SOCCER

SIGN	SIGN CODE	QTY/STORE	DIMENSIONS	UP	DOWN
Sidewinder side panel	TEAMSC0721V- 4443734A1	2	4 x 36	7/16/21	As Directed

REFERENCE IMAGES



4443734A1



DIRECTIONS

- Attach side panels pf Sidewinder Fixture using 4 notched wire grippers
- Place on sidewinders with appropriate merchandise
- Select Stores ONLY

INSTRUCTION SHEET: JULY KIT 2021

DSG H-FRAME SIDE PANELS

SOCCER

SIGN	SIGN CODE	QTY/STORE	DIMENSIONS	UP	DOWN
H-Frame Side Panels	TEASOC0721M - 4464784 A1,A2	2	22.25 x 53.5	7/16/21	As Directed

REFERENCE IMAGES



4464784 A1



4464784 A2



DIRECTIONS

- **Fixture Topper**
 - Place sign at top of H-Frame, ST-Fixture and LF201 using two razz clips
- **Perforated Side Panels**
 - H-Frame
 - Slide side panel into the channels on fixture
- **LF222**
 - Fold and tear perforation on bottom of sign
 - Side panel will attach to the side with velcro dots
- Select Stores ONLY

INSTRUCTION SHEET: JULY KIT 2021

DSG ENDCAP TOPPER


SOCCER

SIGN	SIGN CODE	QTY/STORE	DIMENSIONS	UP	DOWN
Endcap Topper	TEASOC0820M - 3823941 D	1	34 x 6		

REFERENCE IMAGES



3823941 D



DIRECTIONS

- Place on top of Goalkeeper Endcap using azar clips
- Store 142, 320 ONLY

INSTRUCTION SHEET: JULY KIT 2021

DSG 4 WAY TOPPER

SOCCER

SIGN	SIGN CODE	QTY/STORE	DIMENSIONS	UP	DOWN
4 Way Topper	TEASOC0820M - 3823941 J4	2	7 x 5.5		
4 Way Topper	TEASOC0820M - 3823941 J1,J2	2	7 x 5.5		

REFERENCE IMAGES



3823941 J4



3823941 J1



3823941 J2



DIRECTIONS

- Place sign in the 7 x 5.5 acrylic holder on 4-way fixtures merchandising appropriate soccer apparel
- Store 142, 320 ONLY

INSTRUCTION SHEET: JULY KIT 2021

DSG GONDO SHELF SIGN

SOCCER

SIGN	SIGN CODE	QTY/STORE	DIMENSIONS	UP	DOWN
Gondo Shelf Sign	TEASOC1219M-3342817 A3	1	45 x 6		
Gondo Info Sign	TEASOC1219V-3347348 B	1	45 x 6		

REFERENCE IMAGES



3342817 A3



3347348 B



DIRECTIONS

- Place in gondo using azar clips
- Store 142, 320 ONLY

INSTRUCTION SHEET: JULY KIT 2021

DSG BACKER PAPER - FLAT

SOCCER

SIGN	SIGN CODE	QTY/STORE	DIMENSIONS	UP	DOWN
Backer Paper - Flat	TEASOC0619M-2971057 A1	2	46.25 x 24.75		

REFERENCE IMAGES



2971057 A1



DIRECTIONS

- **Peg Board**
 - Place backer paper within soccer wall display as shown
 - Attach backer paper using dart clips
- **Slatwall/Gridwall**
 - Use four slatwall adapters
 - Peel adhesive lining off of adapters and place on each corner of backer paper
 - Insert teeth on opposite side of adapter into the slatwall or grid wall to secure
- Store 142, 320 ONLY

INSTRUCTION SHEET: JULY KIT 2021

DSG LICENSED WALL BACKER PAPER

SIGN	SIGN CODE	QTY/STORE	DIMENSIONS	UP	DOWN
Licensed Wall Backer paper	TEASOC1020M - 3951472 H1A,H1B	4	46.25 x 56.5		
Licensed Wall Backer paper	TEASOC1020M - 3951472 H2A,H2B	2	34.25 x 56.5		

REFERENCE IMAGES



3951472 H1A



3951472 H1B



3951472 H2A



3951472 H2B



DIRECTIONS

- **Peg Board**
 - Place backer paper within soccer wall display as shown
 - Attach backer paper using dart clips
- **Slatwall/Gridwall**
 - Use four slatwall adapters
 - Peel adhesive lining off of adapters and place on each corner of backer paper
 - Insert teeth on opposite side of adapter into the slatwall or grid wall to secure
- Store 142, 320 ONLY

INSTRUCTION SHEET: JULY KIT 2021

DSG GONDO INFO SIGNS

SOCCER

SIGN	SIGN CODE	QTY/STORE	DIMENSIONS	UP	DOWN
Gondo Info Signs	TEASOC1219M-3349607	H1-H3	1	24 x 9	

REFERENCE IMAGES

SIZE 3

3349607 H1

SIZE 4

3349607 H2

SIZE 5

3349607 H3



DIRECTIONS

- Place on soccer ball shelf using razz clips
- Store 142, 320 ONLY

INSTRUCTION SHEET: JULY KIT 2021

DSG H FRAME SIDE PANEL

SOCCER

SIGN	SIGN CODE	QTY/STORE	DIMENSIONS	UP	DOWN
H Frame Side Panel	TEASOC0820M - 3823941 C1,C2	2	22.25 x 53.5		
H Frame Topper	TEASOC0820M - 3823941 G1,G3	1	45 x 6		

REFERENCE IMAGES



3823941 G1



3823941 G2



3823941 G3



3823941 C1



3823941 C2



DIRECTIONS

- **Fixture Topper**
- Place sign at top of H-Frame, ST-Fixture and LF201 using two razz clips
- **Perforated Side Panels**
- H-Frame
- Slide side panel into the channels on fixture
- **LF222**
- Fold and tear perforation on bottom of sign
- Side panel will attach to the side with velcro dots
- Store 142, 320 ONLY

INSTRUCTION SHEET: JULY KIT 2021

DSG ENDCAP TOPPER

SOCCER

SIGN	SIGN CODE	QTY/STORE	DIMENSIONS	UP	DOWN
Endcap Topper	TEASOC0820M - 3823941 E1	1	34 x 6		

REFERENCE IMAGES

SHIN GUARDS

3823941 E1



DIRECTIONS

- Place on top of Shin Guard Endcap using azar clips
- Store 142, 320 ONLY

INSTRUCTION SHEET: JULY KIT 2021

DSG ENDCAP MAGNETIC STRIP

SOCCER

SIGN	SIGN CODE	QTY/STORE	DIMENSIONS	UP	DOWN
Endcap Magnetic Strip	TEASOC0820M - 3823941 L	1	35.5 x 3.75		

REFERENCE IMAGES



3823941 L



DIRECTIONS

- Place sign on soccer endcap as shown above
- Store 142, 320 ONLY

INSTRUCTION SHEET: JULY KIT 2021

DSG BOX PANEL


SOCCER

SIGN	SIGN CODE	QTY/STORE	DIMENSIONS	UP	DOWN
Box panel	TEASOC0820M - 3823941 P1,P2	1	9 x 36		
Box panel	TEASOC0820M - 3823941 Q	1	9 x 45		
Wall Separater	TEASOC0221M - 4197144 C	9	34.8125 x 16.9375		

REFERENCE IMAGES



3823941 P1



3823941 P2



3823941 Q



4197144 C



DIRECTIONS

- **Boxes**
- Fold on the tabs and perf lines to form a box
- One side of the box will be open
- Place the completed boxes one on each shelf with the open part facing the back
- **Panels**
- Fold sides back
- Fold top and bottom to create tabs
- Starting at the bottom of the wall insert the bottom tab of the panel to the bottom of the box on the bottom shelf
- Insert the top tab into the top of the third box
- The bottom tab of the middle panel will also attach to the top of the third box
- The top of the middle panel should be inserted into the top of the box on the sixth shelf
- The bottom of the top panel will also attach to the top of the sixth box
- The top tab of the top panel will insert to the top of the ninth box
- Store 142, 320 ONLY

INSTRUCTION SHEET: JULY KIT 2021

DSG YOUTH ADIDAS H-FRAME

SOCCER

SIGN	SIGN CODE	QTY/STORE	DIMENSIONS	UP	DOWN
Youth Adidas H-Frame Topper	TEASOC1020M - 3951472 A1	1	45 x 6		
Youth Adidas H-Frame Side Panel	TEASOC1020M - 3951472 B3	2	22.25 x 53.5		

REFERENCE IMAGES



3951472 A1



3951472 B3



DIRECTIONS

- **Fixture Topper**
 - Place sign at top of H-Frame, ST-Fixture and LF201 using two razz clips
- **Perforated Side Panels**
 - H-Frame
 - Slide side panel into the channels on fixture
- **LF222**
 - Fold and tear perforation on bottom of sign
 - Side panel will attach to the side with velcro dots
- Store 142, 320 ONLY

INSTRUCTION SHEET: JULY KIT 2021

DSG LICENSED GAME SHOTS - WALL GALLERY

SOCCER

SIGN	SIGN CODE	QTY/STORE	DIMENSIONS	UP	DOWN
Licensed Game Shots - Wall Gallery	TEASOC1020M - 3951472 E	1	42 x 31.5		
Licensed Game Shots - Wall Gallery	TEASOC1020M - 3951472 G	1	28 x 20		
Wall Gallery	TEASOC0820M - 3823941 I	1	54 x 33.5		

REFERENCE IMAGES



3951472 E



3823941 I



3951472 G



DIRECTIONS

- Attach magnetic grippers to the bottom of the sign
- Place on soccer wall shelf in the order shown above
- Store 142, 320 ONLY

INSTRUCTION SHEET: JULY KIT 2021

DSG FUTSAL ENDCAP

SOCCER

SIGN	SIGN CODE	QTY/STORE	DIMENSIONS	UP	DOWN
Futsal Endcap	TEASOC1020M - 3951472 I	1	34 x 6		

REFERENCE IMAGES



3951472 I



DIRECTIONS

- Place on shelf with Futsal merchandise using two razz clips
- Store 142, 320 ONLY

INSTRUCTION SHEET: JULY KIT 2021

DSG BALL INFO SIGNS

SOCCER

SIGN	SIGN CODE	QTY/STORE	DIMENSIONS	UP	DOWN
Ball Info Signs	TEASOC1020M - 3951472 P1-P9	1	7 x 5.5		

REFERENCE IMAGES



3951472 P1



3951472 P2



3951472 P3



3951472 P4



3951472 P5



3951472 P6



3951472 P7



3951472 P8



3951472 P9



DIRECTIONS

- Insert bottom channel of metal price point holder on ball stand through slit on info sign
- Carefully bend top of info sign and tuck into the top channel of metal price point holder on ball stand to secure
- Insert appropriate price point into metal channels to complete display
- Store 142, 320 ONLY

INSTRUCTION SHEET: JULY KIT 2021

DSG INFO CARD WITH DIE CUT

SOCCER

SIGN	SIGN CODE	QTY/STORE	DIMENSIONS	UP	DOWN
Info Card with die cut	TEASOC0221M - 4159929 A1-A4	1	7 x 5.5		

REFERENCE IMAGES



4159929 A1



4159929 A2



4159929 A3



4159929 A4



DIRECTIONS

- Insert into 7 x 5.5 acrylic holder
- Use as a supplement with the price point signs being printed at store level
- Store 142, 320 ONLY

INSTRUCTION SHEET: JULY KIT 2021

DSG GONDO TOPPER

SOCCER

SIGN	SIGN CODE	QTY/STORE	DIMENSIONS	UP	DOWN
Gondo Topper	TEASOC0321M - 4235602 A1,A2	1	45 x 6		

REFERENCE IMAGES



4235602 A1



4235602 A2






DIRECTIONS

- Place sign at the top of soccer gondo displaying appropriate soccer balls using the two razz clips per sign
- Store 142, 320 ONLY

DISCARD LIST




Sign Code	Sign	Image
CRMCRD0621D - 4263687 A GXYCRD0621D - 4263687 A FASCRD0621D - 4263687 A	Earn A \$40 Bonus Reward Take One 4.25 x 8.5	
CRMCRD0621D - 4263687 B GXYCRD0621D - 4263687 B FASCRD0621D - 4263687 B	Earn A \$40 Bonus Reward Counter Insert 8.5 x 8.5	
GXYCRD0621D - 4263687 C	GG Counter Insert	
CRMCRD0621D - 4263687 D GXYCRD0621D - 4263687 D FASCRD0621D - 4263687 D	Earn A \$40 Bonus Reward Stanchion 22 x 28	
CRMCRD0621D - 4263687 G GXYCRD0621D - 4263687 G FASCRD0621D - 4263687 G	Checkout Frame Graphic	

DISCARD LIST

Sign Code	Sign	Image
APLATH0521M - 4270700 A1	Wome's DSG Brand Running Gallery Image 20 x 24	
APLATH0521M - 4270700 C	Women's DSG Brand Gallery Image 38 x 28	
APLATH0521M - 4270700 D1	Women's DSG Brand H-Frame Perf Side Panel	




DISCARD LIST

DISCARD LIST





Sign Code	Sign	Image
APLATH0521M - 4270700 D2	Women's DSG Brand H-Frame Perf Side Panel	
APLATH0521M - 4270700 D3	Women's DSG Brand H-Frame Perf Side Panel	
APLATH0521M - 4270700 E1	Women's \$25 DSG Bike Shorts Table sign 11 x 4	

DISCARD LIST




DISCARD LIST

Sign Code	Sign	Image
APLATH0221M-4042720A3		
APLATH0521M - 4270700 D5	Men's DSG Brand H-Frame Perf Side Panel 22.25x53.5	
APLATH0521M - 4270700 D6	Men's DSG Brand H-Frame Perf Side Panel 22.25x53.5	

DISCARD LIST





Sign Code	Sign	Image
APLATH0521M - 4270700 A3	Boys DSG Brand Gallery Image 20 x 24	
APLATH0521M - 4270700 B2	Boys Youth DSG Brand Gallery Image 34 x 26	
APLATH0221M - 4042720 D2	Basketball Environmental Gallery Sign 1 38 x 28	
APLATH0521M - 4270700 A2	Girls DSG Brand Gallery Image 20 x 24	

DISCARD LIST


Sign Code	Sign	Image
APLATH0521M - 4270700 B1	Girls Youth DSG Brand Gallery Image 34 x 26	
APLATH1020M - 3861119 C	DSG Brand Girls Gallery Wall 38x28	
APLATH0521M - 4277060 A2	Nike Youth Girls Gallery Image 20 x 24	
APLATH0521M - 4277060 B2	Nike Youth Girls Gallery Image 34 x 26	

DISCARD LIST

DISCARD LIST



Sign Code	Sign	Image
APLATH0220M - 3465034 C2	Nike Girl's In-Wall Sign 38 x 28	
APLATH0521M - 4277060 A1	Nike Youth Boys Gallery Image 20 x 24	
APLATH0221M - 4046769 B	Youth Nike Basketball Signage Gallery Sign 1 38x38	
APLATH0521M - 4277060 B1	Nike Youth Boys Gallery Image 34 x 26	

DISCARD LIST

Sign Code	Sign	Image
APLATH0521V-4265613A	Champion Girls Lifestyle Gallery Image 20 x 24	
APLATH0521V-4265613B	Champion Girls Lifestyle Gallery Image 34 x 26	
APLATH1020V-3868077B	Champion Girls Gallery Wall 38 x 28	
APLATH1020V-3868077C	Champion Logo Gallery Wall 28 x 14	

DISCARD LIST

DISCARD LIST

Sign Code	Sign	Image
APLATH0521V - 4264504 A1	Champion Lifestyle H-Frame Perf Side Panel	
APLATH0521V - 4264504 A2	Champion Lifestyle H-Frame Perf Side Panel	

DISCARD LIST

Sign Code	Sign	Image
APLATH0521V - 4264504 A3	Champion Women's Lifestyle H-Frame Perf Side Panel	
APLATH0521V - 4281639	Brooks Dare Collection 2 Way Box Head 24.375x16.25	
APLATH0521M - 4270336 D1	VRST Training H-Frame Perf Side Panel 22.25 x 53.5	

DISCARD LIST

DISCARD LIST

Sign Code	Sign	Image
APLATH0521M - 4270336 D2	VRST Running H-Frame Perf Side Panel 22.25 x 53.5	
APLATH0221M-4091800M1	VRST Functional Wall Graphic Box Wrap	

DISCARD LIST

DISCARD LIST


Sign Code	Sign	Image
APLATH0221M-4091800M2	VRST Versatile Wall Graphic Box Wrap	
APLATH0221M-4091800M3	VRST Comfortable Wall Graphic Box Wrap	
APLATH0221M-4091800E1	VRST Wood Block Sign 7 x 3.25	
APLATH0221M-4091800D1	VRST Jogger Info Card 7 x 5.5	

DISCARD LIST

DISCARD LIST

Sign Code	Sign	Image
APLATH0221M-4042720E1	\$15 Boys DSG Tees & Shorts Table Sign 11 x 14	
APLATH0221M-4042720E2	\$9.98 Boys DSG Tees & Shorts Table Sign 11 x 14	
APLATH0221M-4046061A1	Adidas Boys \$20 Promo Info Sign 11 x 14	
APLATH0221M-4046061A2	Adidas Boys \$14.98 Promo Info Sign 11 x 14	

DISCARD LIST

Sign Code	Sign	Image
APLATH0221M-4046578B	DSG Bra Destination H Frame Side Panel w/ Perf	

APLATH0521M-4270700E2

Women's \$30 &
Under Table Sign 11 x
4



APLATH0521M-4278336A1

\$5 off Boys Nike Tees
& Shots Promo Sign
11 x 14







APLATH0521M-4278336A2

BOGO 50% Off Girls
Nike Shorts Promo
Sign 11 x 14



DISCARD LIST

DISCARD LIST






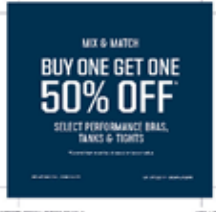
Sign Code	Sign	Image
APLATH0521M-4278336A3	\$14.98 Girls Nike Tees Promo Sign 11 x 14	
APLATH0521M-4278336A4	\$20 Girls Nike Tees Tank Shorts Promo Sign 11 x 14	
APLATH0521M-4278336A5	UA \$5 off Tees and Shorts Promo Sign 11 x 14	
APLATH0521M-4278336A6	\$9.98 Girls DSG Tees & Tanks Promo Sign 11 x 14	

DISCARD LIST







DISCARD LIST

Sign Code	Sign	Image
APLATH0521M-4278336A7	\$15 Girls DSG Tees & Tanks Promo Sign 11 x 14	
APLATH0521M-4278336A8	\$15 Girls DSG Stride Short Promo Sign 11 x 14	
APLATH1020M-3861119E1	DSG Brand Women's Perf Side Panel 22.25 x 53.5	
APLCAL0820M-3762646C	Calia Low Support Bra Faceout Sign 4 x 4	
APLCAL0820M-3762646B	Calia Power Sculpt Bottoms Faceout Sign 4 x 4	

DISCARD LIST

Sign Code	Sign	Image
APLCAL0221M-4044568O5	Calia Journey Woven Pant Faceout Sign 4 x 4	
APLCAL0221M-4044568O7	Calia Ruched Woven Pant Faceout Sign 4 x 4	
APLATH0819M-3188134C11	DSG Brand Jacquard Train Short Faceout Sign	
APLATH0819M-3188134C14	DSG Brand BOGO 50% Off Plaque Faceout Signs 4 x 4	
APLATH0819M-3188134C7	DSG Brand Flare Pant Faceout Plaque Sign 4 x 4	
APLATH0819M-3188134C9	DSG Brand BOGO 50% Off Faceout Plaque Sign 4 x 4	

DISCARD LIST

Sign Code	Sign	Image
APLATH1019M-3289554C	DSG Women's Bra/Cami Faceout Plaque Sign 4 x 4	 A square blue sign with white text that reads "A NEW TAKE ON AN OLD FAVORITE Cami Bra".
APLATH1119M-3385537A1	DSG Brand Hoodies Faceout Plaque Sign 4 x 4	 A square blue sign with white text that reads "PERFORMANCE FLEECE HOODIE".
APLATH1119M-3385537A3	DSG Compression Tight Faceout Plaque Sign 4 x 4	 A square blue sign with white text that reads "COLD WEATHER COMPRESSION TIGHT Full length, tight fit and brushed fabric for warmth".
APLATH0820M - 3776890 A15	Hyperdry Light Pant	 A square black sign with white text that reads "HYPERDRY LIGHT PANT".
APLATH0820M - 3776890 A16	Restore Pant	 A square black sign with white text that reads "RESTORE PANT".
APLATH0820M - 3776890 A17	Academy Training Pant	 A square black sign with white text that reads "ACADEMY TRAINING PANT".

DISCARD LIST






Sign Code	Sign	Image
APLATH0820M - 3776890 A21	UA Stretch Woven Jogger Faceout Sign 4 x 4	
APLATH0820M - 3776890 A22	UA Stretch Woven Tapered Pant Faceout Sign 4 x 4	
APLATH0820M - 3776890 A23	UA Vanish Hybrid Pant Faceout Sign 4 x 4	
APLATH0820M - 3776890 A24	UA Sportstyle Jogger Faceout Sign 4 x 4	
APLATH0820M - 3776890 A25	UA Vital Woven Pant Faceout Sign 4 x 4	
APLATH0820M - 3776890 A26	UA 6" Heatgear Compression Short Faceout Sign 4 x 4	
APLATH0820M - 3776890 A27	UA 9" Heatgear Compression Short Faceout Sign 4 x 4	

DISCARD LIST


Sign Code	Sign	Image
TEASOC1219M-3349607F	23.75x27.5 Soccer gallery wall image	
TEASOC1219M-3349607G	54x33.5 Soccer gallery wall image	
TEAHOC920V-3786961B	CCM Jetspeed Gondo Package Sign 45 x 12	
TEAHOK0718V-2279338A	CCM Youth Hockey Package Gondo Sign	
TEAHOK0719V-2962191B	Bauer Hockey Youth Package Gondo Sign 45 x 12	


DISCARD LIST

DISCARD LIST

Sign Code	Sign	Image
TEAHOK0719M-2951679A11	CCM JS FT440 Hockey Skate Plaque Sign 14 x 16	
TEAHOK0719M-2951679A12	CCM JS FT460 Hockey Skate Plaque Sign 14 x 16	
TEAHOK0719M-2951679A16	CCM JS FT460 Goal Hockey Skate Plaque Sign 14 x 16	
TEAHOK0719M-2951679A4	Bauer MS1 Hockey Skate Plaque Sign 14 x 16	
TEAHOK0719M-2951679A5	Bauer Vapor X2.7 Hockey Skate Plaque Sign 14 x 16	

DISCARD LIST

Sign Code	Sign	Image
TEAHOK0719M-2951679A6	Bauer Vapor X2.5 Hockey Skate Plaque Sign 14 x 16	
TEAHOC920M-3783792A1	DSG Bauer Supreme S35 Skate Plaque 14 x 16	
TEAHOC920M-3783792A2	CCM Tacks 9352 Skate Plaque 14 x 16	



GLFFTW0220V-
3453697A

adidas Code Chaos Endcap Table Topper w/ Fold



GLFFTW0220V-
3453697E

adidas Code Chaos Freestanding Table Top



GLFFTW0220V-
3453697F

adidas Code Chaos 30" Footwear Endcap 28 x 12



GLFFTW0220V-
3453697G






adidas Code Chaos 36" Footwear Endcap 34 x 12

DISCARD LIST

Sign Code	Sign	Image
FTWATH0221M-4033630E2	Kyrie PFSFW Magnetic Gondo Graphic 42 x 49	
FTWATH0221M-4033630F1	Mens Brooks Adrenaline PFSFW Full Wall Graphic	
FTWATH0221M-4033630F2	Kyrie PFSFW Full Wall Graphic 36.032 x 68.72	

DISCARD LIST

DISCARD LIST

Sign Code	Sign	Image
FTWATH0221M-4044501K1	Brooks Empower Her 5.0 Refresh Table Top Mat	
FTWATH0221M-4044501N	Brooks Empower Her SSFW Quarter Endcap Graphic	
FTWATH0221M-4052263F	Metal Texture P Hybrid Shelf Cover 36x15.6875x1.25	
FTWATH0221M-4067584C2	Metal Texture P Hybrid Small Wall Graphic	
FTWCLT0121V-4128398A1	Adidas Predator PFSFW Pedestal Topper	
FTWCLT0121V-4128398A3	Adidas Predator PFSFW Pedestal Side Panel #2	

DISCARD LIST

DISCARD LIST

Sign Code	Sign	Image
FTWCLT0121V-4128398A4	Adidas Predator PFSFW Pedestal Side Panel #3	
FTWCLT0121V-4128398A5	Adidas Predator PFSFW Pedestal Side Panel #4	
FTWATH0221M-403363001	Texture PFSFW Table Top Mat Heat Bend A 48x24x3	
FTWATH0221M-403363002	Texture PFSFW Table Top Mat Heat Bend B 48x24x3	
FTWATH0221M-403363003	Texture PFSFW Collection Table Bottom Mat 36x18x3	
FTWATH0221M-4033630A5	Metal Texture PFSFW Small Wall Graphic Die Cut	

DISCARD LIST

DISCARD LIST

Sign Code	Sign	Image
FTWATH0221M-4033630A6	Metal Texture PFSFW Small Wall Graphic Die Cut	
FTWATH0221M-4033630B1	Metal Texture PFSFW Small Wall Graphic	
FTWATH0221M-4033630B2	Metal Texture PFSFW Small Wall Graphic	
FTWATH0221M-4033630C3	Metal Texture PFSFW Medium Wall Graphic	
FTWATH0221M-4033630D1	Mens Nike AM 90 PFSFW Large Wall Graphic	
FTWATH0221M-4033630D2	Mens Brooks Ghost PFSFW Large Wall Graphic	
FTWATH0221M-4033630D3	Womens Brooks Ghost PFSFW Large Wall Graphic	
FTWATH0221M-4033630D4	Womens Nike AM 90 PFSFW Large Wall Graphic	




DISCARD LIST

DISCARD LIST

Sign Code	Sign	Image
FTWATH0221M-4033630D5	Youth Nike Flex Runner PFSFW Large Wall Graphic	
FTWATH0221M-4033630E1	Adidas Swift Run PFSFW Magnetic Gondo Graphic	
FTWATH0221M-4033630E3	Adidas OG Mens PFSFW Magnetic Gondo Graphic 42x49	
FTWATH0221M-4033630E4	Adidas OG Womens PFSFW Magnetic Gondo Graphic	
FTWATH0221M-4033630E5	Lebron PFSFW Magnetic Gondo Graphic 42 x 49	
FTWATH0221M-4033630F3	Youth Basketball PFSFW Full Wall Graphic	
FTWATH0221M-4033630H3	Adidas Womens Lifestyle PFSFW Graphic Endcap	







DISCARD LIST

DISCARD LIST





Sign Code	Sign	Image
FTWATH0221M-4033630H6	Youth Nike PFSFW Graphic Endcap 22.8125 x 57.875	
FTWATH0221M-4033630H7	Mens Running PFSFW Graphic Endcap 22.8125 x 57.875	
FTWATH0221M-4033630H8	Womens Running PFSFW Graphic Endcap 22.8125x57.875	
FTWATH0221M-4033630I6	Youth Nike PFSFW Lite Graphic Endcap 32.125x52.813	
FTWATH0221M-4033630K1	Black PFSFW Pedestal Topper 17.75 x 17.75	

DISCARD LIST





DISCARD LIST

Sign Code	Sign	Image
FTWATH0221M-4033630K2	Metal Geometric PFSFW Pedestal Side Panel	
FTWATH0221M-4033630K3	Metal Geometric PFSFW Pedestal Side Panel	
FTWATH0221M-4033630K4	Metal Geometric PFSFW Pedestal Side Panel	
FTWATH0221M-4033630K5	Metal Geometric PFSFW Pedestal Side Panel	
FTWATH0221M-4033630M1	Adidas Lego Sport PFSFW Pedestal Topper	
FTWATH0221M-4033630M2	Adidas Lego Sport PFSFW Pedestal Topper 18x35.755	

DISCARD LIST





Sign Code	Sign	Image
FTWATH0221M-4033630M3	Adidas Lego Sport PFSFW Pedestal Topper 18x35.755	
FTWATH0221M-4033630N1	Womens Nike Peg 37 PFSFW Collection Table Riser	
FTWATH0221M-4033630N2	Mens Nike Peg 37 PFSFW Collection Table Riser	
FTWATH0221M-4033630P1	Texture PFSFW Cluster Quarter Top Table Mat	
FTWATH0221M-4033630P3	Texture PFSFW Cluster Table Bottom Mat	
FTWATH0221M-4033630Q1	Texture PFSFW Training Table Top Mat Heat Bend	
FTWATH0221M-4033630Q2	Texture PFSFW Training Table Bottom Mat	
FTWATH0221M-4033630T	Youth Nike Foamcore Table Topper 47.5 x 18	

DISCARD LIST




Sign Code	Sign	Image
FTWATH0221M-4033630U1	Metal Geometric Launch Pedestal Side Panel	
FTWATH0221M-4033630U2	Metal Geometric Launch Pedestal Side Panel	
FTWATH0221M-4033630U3	Metal Geometric Launch Pedestal Side Panel	
FTWATH0221M-4033630U4	Metal Geometric Launch Pedestal Side Panel	
FTWATH0421M-4181374A	Nike Infinity React 2 PFSFW Light Box Banner	

DISCARD LIST

DISCARD LIST





Sign Code	Sign	Image
FTWATH0421M-4181374I1	Generic Metal Texture PFSFW Heat Ben Riser Box	 A rectangular sign with a metallic, brushed texture. At the bottom, there is a black digital display showing the time '4:29 00:27:39 00:30' in white.
FTWATH0421M-4181374K1	Blue Metal Time Ticker PFSFW Pedestal Side Panel	 A vertical rectangular sign with a blue metallic texture. It features a digital time display on the left side showing '10 20:11:00 02:82'.
FTWATH0421M-4181374K2	Blue Metal Time Ticker PFSFW Pedestal Side Panel	 A vertical rectangular sign with a blue metallic texture. It features a digital time display on the left side showing '10 20:11:00 02:82'.
FTWATH0421M-4181374K3	Blue Metal Time Ticker PFSFW Pedestal Side Panel	 A vertical rectangular sign with a blue metallic texture. It features a digital time display on the left side showing '10 20:11:00 02:82'.

DISCARD LIST




Sign Code	Sign	Image
FTWATH0421M-4181374K4	Blue Metal Time Ticker PFSFW Pedestal Side Panel	
FTWATH0421M-4181374B1	Mens Vans Full PFSFW Wall Graphic 36.032 x 68.72	
FTWATH0421M-4181374B3	Mens Nike AM 97 Full PFSFW Wall Graphic	
FTWATH0421M-4181374C5	Youth Adidas Large PFSFW Wall Graphic	

DISCARD LIST

DISCARD LIST

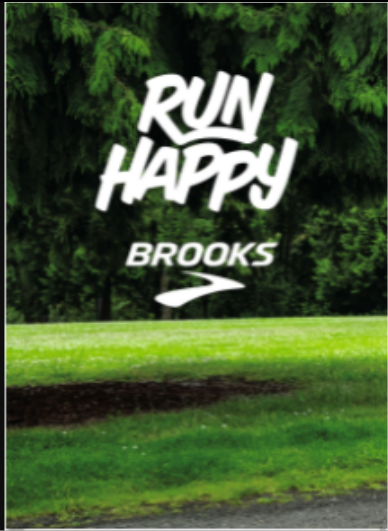


Sign Code	Sign	Image
FTWATH0421M-4181374L1	Mens Brook Ghost PFSFW Mag Gondo Graphic 42 x 49	
FTWATH0421M-4181374L2	Womens Brook Ghost PFSFW Mag Gondo Graphic 42 x 49	
FTWATH0221M-4026878H1	Womens Pegasus Running SSFW Low Gondo Endcap	
FTWATH0221M-4026878H2	Mens Pegasus Running SSFW Low Gondo Endcap	

DISCARD LIST



Sign Code	Sign	Image
FTWATH0221M-4026878H5	Women Court Vision Lifestyle SSFW Low Gondo Endcap	
FTWATH0221M-4026878I1	Mens Excee Lifestyle SSFW Full Endcap 59.825 x 91	
FTWATH0221M-4026878H6	Mens Flytrap Basketball SSFW Low Gondo Endcap	

DISCARD LIST

DISCARD LIST




Sign Code	Sign	Image
FTWATH0421V-4172707A1	Brooks Happy Running SSFW 2.0 12' Wall Graphic	 A vertical wall graphic featuring the text 'RUN HAPPY' in a large, white, stylized font. Below it is the Brooks logo, which consists of the word 'BROOKS' in a smaller, white, sans-serif font above a white chevron symbol. The background is a lush green field with trees in the distance.
FTWATH0421V-4172707A2	Brooks Happy Running SSFW 2.0 12' Wall Graphic	 A vertical wall graphic showing a man and a woman running on a paved path. The man is in the foreground, wearing a dark grey t-shirt and maroon shorts, and the woman is slightly behind him, wearing a light pink t-shirt and black leggings. They are both smiling and appear to be enjoying their run. The background is a green field with trees.
FTWATH0421V-4172707A3	Brooks Happy Running SSFW 2.0 12' Wall Graphic	 A vertical wall graphic showing a close-up of a person's legs and feet running on a paved path. The person is wearing grey running shoes. In the background, there is a green suspension bridge and a lush green field with trees.

DISCARD LIST

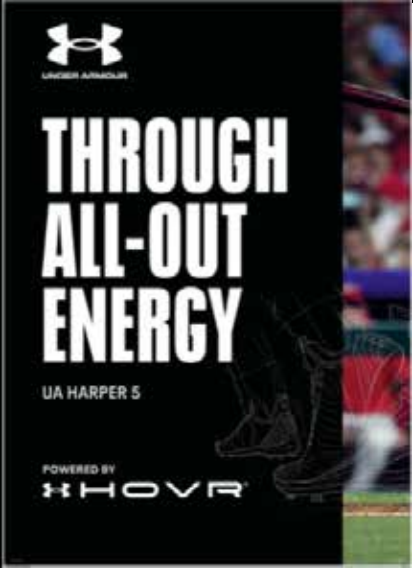

Sign Code	Sign	Image
FTWATH0421V-4172707B1	Brooks Happy Running SSFW 2.0 8' Wall Graphic	
FTWATH0421V-4172707B2	Brooks Happy Running SSFW 2.0 8' Wall Graphic	

DISCARD LIST

DISCARD LIST


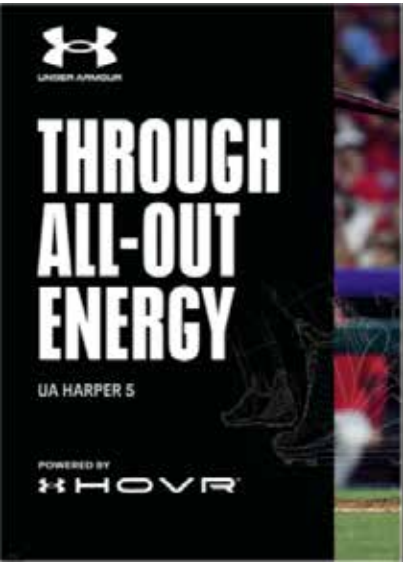
Sign Code	Sign	Image
FTWATH0221V-4027416A	Brooks Center Running Wall Banner 80 x 94	 A wall banner featuring a man and a woman running on a path. The text "BROOKS RUN HAPPY" is visible in the top left corner.
FTWATH1120V-3826993A	NB Baseball SSFW Low Gondo Endcap 58.875 x 51.625	 A low gondo endcap featuring a baseball player in a black uniform. The text "WE GOT NOW" and the New Balance logo are visible in the top right corner.
FTWATH1120V-3826993B	NB Baseball SSFW 1.0 Tall Gondo Endcap 32 x 23	 A tall gondo endcap featuring a New Balance baseball cleat. The text "Cleats for the kid who hits dingers." is visible at the top.

DISCARD LIST

Sign Code	Sign	Image
FTWCLT1120V-3826161A1	UA Baseball SSFW 2.0 12' Focal Wall Top Middle	
FTWCLT1120V-3826161A2	UA Baseball SSFW 2.0 12' Focal Wall Top Right	

DISCARD LIST

DISCARD LIST

Sign Code	Sign	Image
FTWCLT1120V-3826161A3	UA Baseball SSFW 2.0 8' Focal Wall Top Left	
FTWCLT1120V-3826161C1	UA Baseball SSFW 2.0 8' Focal Wall Top Left	



DISCARD LIST

DISCARD LIST




Sign Code	Sign	Image
FTWCLT1120V-3826161C2	UA Baseball SSFW 2.0 8' Focal Wall Top Left	
FTWATH0221M-4067584D8	Baseball Apollo Endcap 34.375 x 19	
FTWCLT1120V-3826877A	Adidas Baseball SSFW Quarter Endcap 59.625x23.75	

DISCARD LIST

DISCARD LIST



Sign Code	Sign	Image
FTWCLT1120V-3826877B	Adidas Baseball SSFW 1.0 Tall Gondo Endcap 32 x 23	 A photograph of a baseball player in a black jersey and blue sleeve, swinging a bat on a field. The Adidas logo is visible in the top right corner of the image.
FTWATH0221M-4026878H6	Mens Flytrap Basketball SSFW Low Gondo Endcap	 A photograph of two men in a hallway, one holding a basketball. The image is part of a sign for the Mens Flytrap Basketball SSFW Low Gondo Endcap.
FTWATH0221M-4067584A	Nike React Apollo Faux Lightbox 52 x 77	 A photograph of two runners, a woman in a purple tank top and a man in a blue tank top, running up a set of stairs. The image is part of a sign for the Nike React Apollo Faux Lightbox 52 x 77.

DISCARD LIST

Sign Code	Sign	Image
FTWATH0221M-4067584B3	Adidas Mens NMD P Hybrid Large Wall Graphic	
FTWATH0221M-4067584B1	Adidas Mens DNA P Hybrid Large Wall Graphic	
FTWATH0221M-4067584B2	Adidas Womens DNA P Hybrid Large Wall Graphic	



DISCARD LIST

DISCARD LIST

Sign Code	Sign	Image
FTWATH0221M-4067584B8	Youth Nike Flytrap P Hybrid Medium Wall Graphic	
FTWATH0221M-4067584B9	Youth Adidas Forta P Hybrid Medium Wall Graphic	



DISCARD LIST

DISCARD LIST

Sign Code	Sign	Image
FTWATH0221M-4067584C1	Metal Texture P Hybrid Small Wall Graphic	
FTWATH0221M-4067584E1	Metal Texture P Hybrid Shelf Cover 36x15.6875x1.25	
FTWATH0221M-4067584D4	Womens Nike Court Vision Apollo Endcap 34.375 x 19	

DISCARD LIST




DISCARD LIST

Sign Code	Sign	Image
FTWATH0221M-4067584D5	Mens Nike Venture Runner Apollo Endcap 34.375 x 19	
FTWATH0221M-4067584D6	Mens Brooks Adrenaline Apollo Endcap 34.375 x 19	
FTWATH0221M-4067584D1	Youth US Scramjet Apollo Endcap 34.375 x 19	
FTWATH0221V-4027416G6	Brooks Ghost 5.0 Refresh Table topper 47.5 x 18	

DISCARD LIST

Sign Code	Sign	Image
FTWATH0221V-4027416G5	Brooks Ghost 5.0 Refresh Table Topper 47.5 x 18	
FTWATH0221V-4027416G1	Brooks Glycerin 5.0 Refresh Table Topper 47.5 x 18	
FTWATH0221V-4027800B1	Asics Mens Running SSFW 1.0 Gondo Endcap 32 x 23	 A male runner in a blue and black Asics running suit is captured in mid-stride on a dirt path. The background shows green foliage and a fence. The Asics logo is visible in the top right corner of the image.
FTWATH0221V-4027800B2	Asics Womens Running SSFW 1.0 Gondo Endcap 32 x 23	 Three female runners are shown in motion on a dirt path, running past a wooden fence. They are wearing various athletic gear. The Asics logo is visible in the top left corner of the image.
FTWATH0221V-4027800C1	Asics Mens Running Apollo End Cap 34.375 x 19	 A close-up shot of a runner's feet and lower legs as they run on a paved surface. The runner is wearing black socks and dark running shoes. The Asics logo is visible on the pavement in the foreground.

DISCARD LIST

Sign Code	Sign	Image
FTWATH0421M-4233803A1	Mens Brooks Adrenaline P-Hybrid Large Wall Graphic	
FTWATH0421M-4233803A2	Women's Brooks Adrenaline P-Hybrid Large Wall Grap	
FTWATH0421M-4233803A4	Adidas Youth Forta Run P-Hybrid Large Wall Graphic	

DISCARD LIST